



Talenti

OUTDOOR LIVING

ICON

Talenti®
OUTDOOR LIVING


ICON

Style **Icon**

Icon è sinonimo di genio, creatività e stile. Le nostre collezioni rappresentano un'alchimia perfetta di design e capacità di innovare. Lo stile inconfondibile Icon nasce dall'eleganza italiana arricchita dalla vocazione internazionale di un design fortemente contemporaneo. Icon ridefinisce le regole del vivere all'aperto.

Icon is synonymous of genius, creativity and style. Our collections are a magical blend of design and ability to innovate. The Icon style is inspired by the Italian elegance and is enriched by the international vocation for highly contemporary design. Icon redefines the rules of the outdoor living.





LUDOVICA SERAFINI + ROBERTO PALOMBA

MARCO ACERBIS

CHRISTOPHE PILLET

RAMÓN ESTEVE

FILIPPO CAGNOTTO

CRISTIAN VISENTIN

Argo	George	Panama	Swipe
Capri	Karen	Salinas	Tribal
Cruise	Malè	Scacco	Tweet
Cliff	Nalu	Skyline	Venice
Frame	Nido	Slam	

Alabama	Jun	Milo	Thea
Cleo	Lake	MrX	Tod
Coral	Leaf	Reef	

Allure
Ever

Casilda
Cottage

Path

Moon

— TALENTI'S — DESIGNERS TEAM —



CARLO COLOMBO

TERESA SAPEY

JEAN PHILIPPE NUEL

KARIM RASHID

NICOLA DE PELLEGRINI

NICCOLÒ ADOLINI

MARIATERESA CASAROLA

Tressé

Nami

Riviera

Breez

Tikal

Kukà
Musa

Chora

INDEX

Nalu	09	Cruise//Alu	465
Venice	57	Leaf	505
Jun	113	Cliff	551
Tressé	139	CliffDèco	603
Allure	175	Ever	627
Casilda	221	Karen	657
Salinas	269	Riviera	693
George	305	Scacco	735
Argo//Wood	347	CleoSoft//Wood	757
Argo//Alu	393	Cottage	793
Cruise//Teak	427		



Nalucollection

Design Ludovica Serafini + Roberto Palomba

Nalu è una famiglia di arredi completa dove il richiamo alla fluidità delle onde riscrive il modo di intendere il legame tra rivestimento e struttura, fra geometrie rette e curve imprevedibili. Una nouvelle vague in cui grazia e potenza convergono per dare vita a qualcosa che va oltre il semplice elemento decorativo per sfociare in un universo omnicomprensivo di prodotti. Per questo progetto l'eccentrica mente dello studio Palomba-Serafini si è ispirato allo stile dei maestri degli anni d'oro del design italiano, sviluppando l'idea di un cuscino unico che ripiegandosi genera sedute e schienali, in una sorta di onda, dai colori vibranti e in abbinamento alle strutture asimmetriche dei tavoli pranzo e caffè.

Nalu is a complete furniture family where the call to fluidity of waves rewrites the way of understanding the link between coating and structure, between straight geometries and unpredictable curves. A nouvelle vague in which grace and power converge to give life to something that goes beyond the simple decorative element to flow into an all-encompassing universe of products. For this project the studio Palomba-Serafini was inspired by the style of the masters of the golden years of Italian design, developing the idea of a unique cushion that, by folding, creates seats and backs in a kind of wave, with vibrant colors and in combination with the asymmetrical structures of the dining and coffee tables.



Nalucollection

coffee table 95x95 & 131x69
ruby red semi-gloss frame colour
table top in gres red semi-gloss colour





Nalucollection

bar stool
ruby red semi-gloss frame colour
cushions in red barré colour





Nalucollection

love bed, coffee table 95x95 & 131x69
ruby red semi-gloss frame colour
cushions in red barré colour
deco in velvet & quarzo colour
table top in gres red semi-gloss colour





Nalucollection

sofa, coffee table 95x95 & 131x69
cobalt blue semi-gloss frame colour
cushions in green barré colour
deco in blue & green barré colour
table top in gres cobalt blue semi-gloss colour







Nalucollection

bar stool
cobalt blue semi-gloss frame colour
cushions in green barré colour







Nalucollection

dining armchair & dining table D 150
ivory semi-gloss frame colour
cushions in beige barré colour
table top in gres send semi-gloss colour









Nalucollection

dining armchair & dining table 309x107
graphite semi-gloss frame colour
cushions in grey barré colour
table top in gres graphite semi-gloss colour







Nalucollection

Design Ludovica Serafini + Roberto Palomba

Finishing

Alluminium frame

 A14L graphite semi-gloss	 A17L cobalt blue semi-gloss	 A18L ivory semi-gloss	 A19L ruby red semi-gloss
---	--	--	---

Seat / back / armrest fabric cushions





 C64 red barré	 C65 green barré	 C66 beige barré	 C67 grey barré
--	--	--	---

Pillows fabric 60x60 45x45 (optional)

 C64 red barré	 C65 green barré	 C66 beige barré	 C67 grey barré	 C82 quarzo	 C84 velvet	 C85 blue
---	---	---	--	---	--	--

 C86 carbon grey	 C87 grey-ash	 C90 camoscio	 C188 stone
--	---	---	---



Gres table top


 S42 red semi-gloss	 S43 sand semi-gloss	 S45 cobalt blue semi-gloss	 S46 graphite semi-gloss
---	--	---	--

SOFA 3 SEATER / CODE: NALDIV3



	Width	Depth	Height	H. armrest	H. seat	H. cushion
cm	278	95	79	59	43	20
inch	109.4	37.4	31.1	23.2	16.9	7.9






 61,0 KG
  unit 1 2.37 mc
 



 A14L	 C67	 A17L	 C65	 A18L	 C66	 A19L	 C64
--	---	--	---	--	---	--	---

SOFA 2 SEATER / CODE: NALDIV2



	Width	Depth	Height	H. armrest	H. seat	H. cushion
cm	190	95	79	59	43	20
inch	74.8	37.4	31.1	23.2	16.9	7.9






 44,0 KG
  unit 1 1.64 mc
 



 A14L	 C67	 A17L	 C65	 A18L	 C66	 A19L	 C64
--	---	--	---	--	---	--	---

LIVING ARMCHAIR / CODE: NALPL



	Width	Depth	Height	H. armrest	H. seat	H. cushion
cm	105	95	79	59	43	20
inch	41.3	37.4	31.1	23.2	16.9	7.9






 25,0 KG
  unit 1 0.92 mc
 



 A14L	 C67	 A17L	 C65	 A18L	 C66	 A19L	 C64
--	---	--	---	--	---	--	---

POUF / CODE: NALPUF



	Width	Depth	Height	H. cushion
cm	104	95	43	20
inch	40.9	37.4	16.9	7.9

 15,0 KG
  unit 1 0.54 mc
 



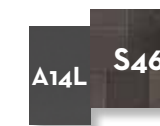


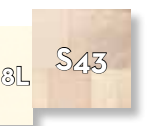


 A14L	 C67	 A17L	 C65	 A18L	 C66	 A19L	 C64
--	---	--	---	--	---	--	---

COFFEE TABLE 157X96 / CODE: NALTC157



	Width	Depth	Height
cm	157	96	30
inch	61.8	37.8	11.8

 31,0 KG
  unit 1+1 0.49 mc
 

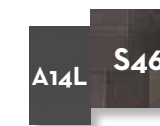

 A14L	 S46	 A17L	 S45	 A18L	 S43	 A19L	 S42
--	---	--	---	--	---	--	---

COFFEE TABLE 131X69 / CODE: NALTC131



	Width	Depth	Height
cm	131	69	40
inch	51.6	27.2	15.7

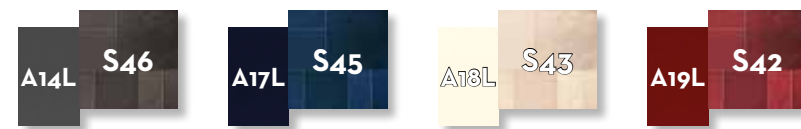
 20,0 KG
  unit 1+1 0.45 mc
 


 A14L	 S46	 A17L	 S45	 A18L	 S43	 A19L	 S42
--	---	--	---	--	---	--	---

COFFEE TABLE 95X95 / CODE: NALTC95



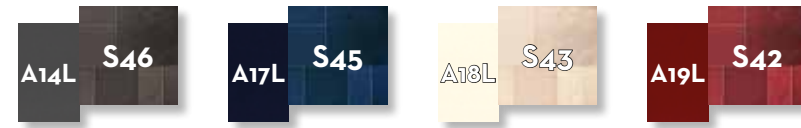
	Width	Depth	Height
cm	95	95	30
inch	37.4	37.4	11.8



COFFEE TABLE D99 / CODE: NALTC99



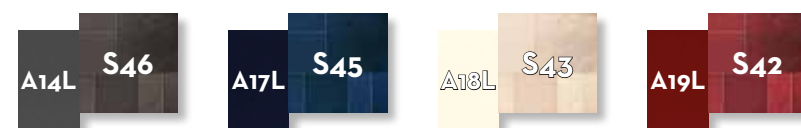
	Width	Depth	Height
cm	99	99	30
inch	39.0	39.0	11.8



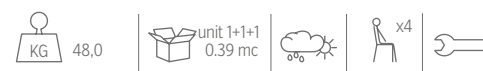
COFFEE TABLE D67 / CODE: NALTC67



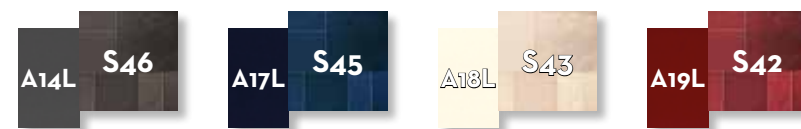
	Width	Depth	Height
cm	67	67	40
inch	26.4	26.4	15.7



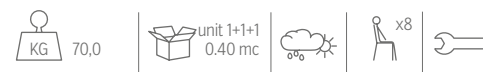
DINING TABLE 106X106 / CODE: NALTP106



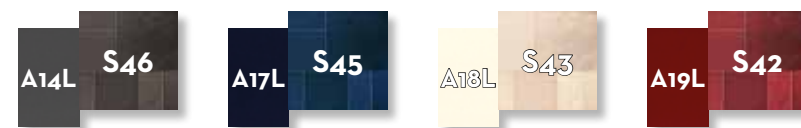
	Width	Depth	Height
cm	106	106	75
inch	42.1	42.1	29.5



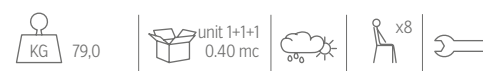
DINING TABLE D150 / CODE: NALTPD150



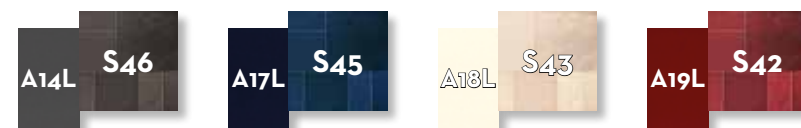
	Width	Depth	Height
cm	150	150	75
inch	59.1	59.1	29.5



DINING TABLE 150X150 / CODE: NALTP150



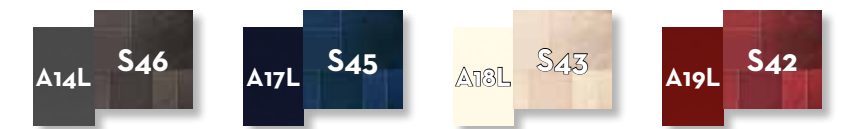
	Width	Depth	Height
cm	150	150	75
inch	59.1	59.1	29.5



DINING TABLE 239X107 / CODE: NALTP239



	Width	Depth	Height
cm	239	107	75
inch	94.1	42.1	29.5



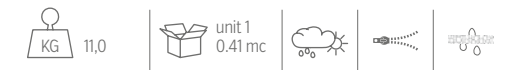
DINING TABLE 309X107 / CODE: NALTP309



	Width	Depth	Height
cm	309	107	75
inch	121.7	42.1	29.5



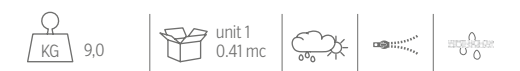
DINING ARMCHAIR / CODE: NALPP



	Width	Depth	Height	H. armrest	H. seat	H. cushion
cm	62	65	82	64	47	9
inch	24.4	25.6	32.3	25.2	18.5	3.5



BAR STOOL / CODE: NALSGA



	Width	Depth	Height	H. seat	H. cushion
cm	51	59	112	82	9
inch	20.1	23.2	44.1	32.3	3.5



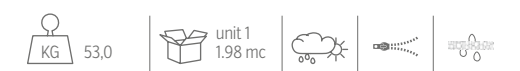
SUNBED / CODE: NALLET



	Width	Depth	Height	H. armrest	H. seat	H. cushion
cm	95	210	45	45	40	20
inch	37.4	82.7	17.7	17.7	15.7	7.9



LOVEBED / CODE: NALLOV



	Width	Depth	Height	H. armrest	H. seat	H. cushion
cm	170	140	79	59	43	20
inch	66.9	55.1	31.1	23.2	16.9	7.9





Venicecollection

Design Ludovica Serafini + Roberto Palomba

Il desiderio di leggerezza si fa reale con gli elementi arredo che sembrano fluttuare di Venice, collezione ispirata all'omonima città, dello studio Palomba-Serafini. Come battelli sul corso d'acqua, ampie sedute dalle linee morbide sono adagiate su solide basi di legno, da cui emergono, come artigianali parapetti di un vascello, schienali e braccioli rivestiti in pieno stile nautico. Monolitici ed eleganti i tavoli in pietra lavica, in lucida finitura ceramizzata che in tutte le loro colorazioni vogliono richiamare alla mente le sfumature calde al tramonto e fredde al crepuscolo dei nostri mari.

The desire for lightness becomes real with the furniture elements that seem to float of Venice, a collection inspired by the homonymous city, by the Palomba-Serafini studio. Like boats on the watercourse, wide seats with soft lines are laid on solid wooden bases, from which emerge, like handcrafted railings of a vessel, backs and armrests covered in full nautical style. Monolithic and elegant tables in lava stone, in glossy ceramic finish that in all their colors want to recall the warm shades at sunset and cold at dusk of our seas.










Venicecollection

dining table 280x110
accoya wood frame in natural teak colour
table top in lava stone prussian blue colour
dining armchair
teak wood frame in natural teak colour
padded rope in nut colour
cushions in cordonetto beige colour

Venicecollection

bar stool
teak wood frame in natural teak colour
padded rope in nut colour
cushions in cordonetto beige colour







Venicecollection

sunbed
accoya wood frame in natural teak colour
cushions in cordonetto beige colour




Venicecollection

sofa love seat, lounge armchair
teak wood frame in natural teak colour
padded rope in nut colour
cushions in cordonetto beige colour
coffee table D90 in accoya wood frame in natural teak colour







Venicecollection

sunbed & coffee table D60
accoya wood frame in natural teak colour
cushions in cordonetto twill rust colour
table top in lava stone passion red colour










Venicecollection

sofa
accoya wood frame in natural teak colour
coffee table top in lava stone vulcan grey & beige colour
cushions in cordonetto beige colour

Venicecollection

living armchair
accoya wood frame in natural teak colour
woven in beige colour
cushions in cordonetto beige colour
deco in cordonetto beige & asphalt colour















Venicecollection

double sunbed
accoya wood frame in natural teak colour
cushions in dark grey colour

Venicecollection

bar stool
teak wood frame in natural colour
padded rope in ardesia colour
cushions in dark grey colour



Venicecollection

Design Ludovica Serafini + Roberto Palomba

Finishing

Accoya wood frame

Teak wood frame



natural teak colour



natural teak colour

Synthetic padded rope



nut



ardesia

Covering backrest / armrest fabric



woven beige



woven tartan blue

Seat / back / armrest fabric cushions



dark grey



cordonetto beige

Pillows fabric 60x60 60x40 45x45 45x25 (optional)



mambo red



rose



dark grey



plain beige



plain bordeaux



natural ivory



twill rust



Plum



asphalt



cordonetto beige



charcoal

Accoya table top



natural teak colour

Lava stone table top



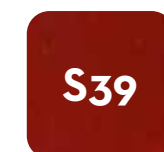
beige



vulcan grey



prussian blue



passion red

SOFA 3 SEATER / CODE: VENDIV3



	Width	Depth	Height	H. armrest	H. seat	H. cushion	H. USA seat
cm	251	101	80	50	42	25	47
inch	98.8	39.8	31.5	19.7	16.5	9.8	18.5



SOFA 3 SEATER DX / CODE: VENDX3



	Width	Depth	Height	H. armrest	H. seat	H. cushion	H. USA seat
cm	246	101	80	50	42	25	47
inch	96.9	39.8	31.5	19.7	16.5	9.8	18.5



SOFA 3 SEATER SX / CODE: VENSX3



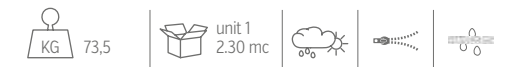
	Width	Depth	Height	H. armrest	H. seat	H. cushion	H. USA seat
cm	246	101	80	50	42	25	47
inch	96.9	39.8	31.5	19.7	16.5	9.8	18.5



SOFA 3 SEATER DX + TABLE SX / CODE: VENDX3TCSX



	Width	Depth	Height	H. armrest	H. seat	H. cushion	H. USA seat
cm	246	101	80	50	42	25	47
inch	96.9	39.8	31.5	19.7	16.5	9.8	18.5



SOFA 3 SEATER SX + TABLE DX / CODE: VENSX3TCDX



	Width	Depth	Height	H. armrest	H. seat	H. cushion	H. USA seat
cm	246	101	80	50	42	25	47
inch	96.9	39.8	31.5	19.7	16.5	9.8	18.5



SOFA 3 SEATER DX + POUF SX / CODE: VENDX3PUFSX



	Width	Depth	Height	H. armrest	H. seat	H. cushion	H. USA seat
cm	246	101	80	50	42	25	47
inch	96.9	39.8	31.5	19.7	16.5	9.8	18.5




SOFA 3 SEATER SX + POUF DX / CODE: VENSX3PUFDX



SOFA 3 SEATER CORNER SX + TABLE DX / CODE: VENSX3ANGTCDX




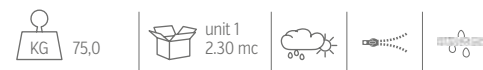
SOFA 3 SEATER CX + TABLE DX / CODE: VENCX3TCDX



SOFA 3 SEATER CORNER DX + POUF SX / CODE: VENDX3ANGPUFSX



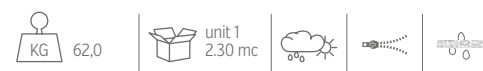
SOFA 3 SEATER CX + TABLE SX / CODE: VENCX3TCSX



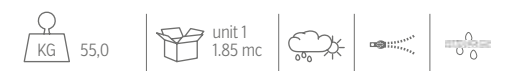
SOFA 3 SEATER CORNER SX + POUF DX / CODE: VENSX3ANGPUFDX



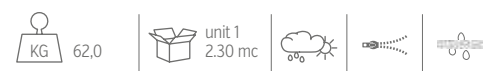
SOFA 3 SEATER DX CORNER / CODE: VENDX3ANG




SOFA 2 SEATER / CODE: VENDIV2




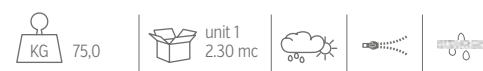
SOFA 3 SEATER SX CORNER / CODE: VENSX3ANG




SOFA 2 SEATER DX / CODE: VENDX2



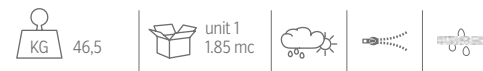
SOFA 3 SEATER CORNER DX + TABLE SX / CODE: VENDX3ANGTCSX



SOFA 2 SEATER SX / CODE: VENSX2



SOFA 2 SEATER DX + POUF SX / CODE: VENDX2PUFSX



	Width	Depth	Height	H. armrest	H. seat	H. cushion	H. USA seat
cm	196	101	80	50	42	25	47
inch	77.2	39.8	31.5	19.7	16.5	9.8	18.5



SOFA 2 SEATER SX CORNER / CODE: VENSX2ANG



	Width	Depth	Height	H. seat	H. cushion	H. USA seat
cm	196	101	80	42	25	47
inch	77.2	39.8	31.5	16.5	9.8	18.5



SOFA 2 SEATER SX + POUF DX / CODE: VENSX2PUFDX



	Width	Depth	Height	H. armrest	H. seat	H. cushion	H. USA seat
cm	196	101	80	50	42	25	47
inch	77.2	39.8	31.5	19.7	16.5	9.8	18.5



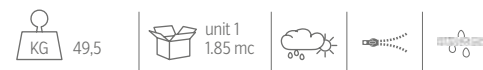
SOFA 2 SEATER CORNER DX + POUF SX / CODE: VENDX2ANGPUFSX



	Width	Depth	Height	H. seat	H. cushion	H. USA seat
cm	196	101	80	42	25	47
inch	77.2	39.8	31.5	16.5	9.8	18.5



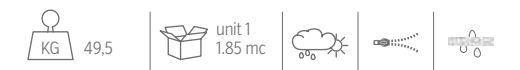
SOFA 2 SEATER CX / CODE: VENCX2



	Width	Depth	Height	H. seat	H. cushion	H. USA seat
cm	190	101	80	42	25	47
inch	74.8	39.8	31.5	16.5	9.8	18.5



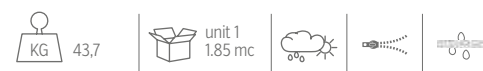
SOFA 2 SEATER CORNER SX + POUF DX / CODE: VENSX2ANGPUFDX



	Width	Depth	Height	H. seat	H. cushion	H. USA seat
cm	196	101	80	42	25	47
inch	77.2	39.8	31.5	16.5	9.8	18.5



SOFA 2 SEATER CX + POUF DX / CODE: VENCX2PUFDX



	Width	Depth	Height	H. seat	H. cushion	H. USA seat
cm	190	101	80	42	25	47
inch	74.8	39.8	31.5	16.5	9.8	18.5



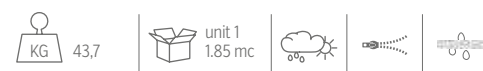
SOFA OBLIQUE DX / CODE: VENOBLNDDX



	Width	Depth	Height	H. seat	H. cushion	H. USA seat
cm	146	169	80	42	25	47
inch	57.5	66.5	31.5	16.5	9.8	18.5



SOFA 2 SEATER CX + POUF SX / CODE: VENCX2PUFSX



	Width	Depth	Height	H. seat	H. cushion	H. USA seat
cm	190	101	80	42	25	47
inch	74.8	39.8	31.5	16.5	9.8	18.5



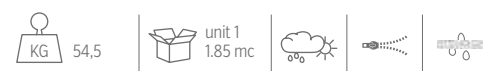
SOFA OBLIQUE SX / CODE: VENOBLNSX



	Width	Depth	Height	H. seat	H. cushion	H. USA seat
cm	146	169	80	42	25	47
inch	57.5	66.5	31.5	16.5	9.8	18.5



SOFA 2 SEATER DX CORNER / CODE: VENDX2ANG



	Width	Depth	Height	H. seat	H. cushion	H. USA seat
cm	196	101	80	42	25	47
inch	77.2	39.8	31.5	16.5	9.8	18.5



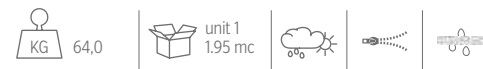
SOFA XL DX / CODE: VENXLDX



	Width	Depth	Height	H. armrest	H. seat	H. cushion	H. USA seat
cm	171	126	80	50	42	25	47
inch	67.3	49.6	31.5	19.7	16.5	9.8	18.5



SOFA XL SX / CODE: VENXLSX



	Width	Depth	Height	H. armrest	H. seat	H. cushion	H. USA seat
cm	171	126	80	50	42	25	47
inch	67.3	49.6	31.5	19.7	16.5	9.8	18.5

POUF / CODE: VENPUF




	Width	Depth	Height	H. cushion	H. USA seat
cm	120	95	42	25	47
inch	47.2	37.4	15.7	9.8	18.5

LIVING ARMCHAIR / CODE: VENPL




	Width	Depth	Height	H. armrest	H. seat	H. cushion	H. USA seat
cm	106	101	80	50	42	25	47
inch	41.7	39.8	31.5	19.7	16.5	9.8	18.5

SOFA LOVE SEAT / CODE: VENLOV



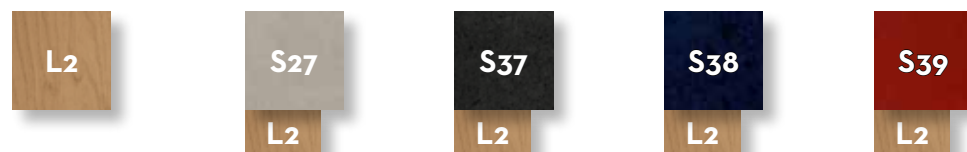
	Width	Depth	Height	H. seat	H. cushion
cm	159	84	77	40	15
inch	62.6	33.1	30.3	15.7	5.9

LOUNGE ARMCHAIR / CODE: VENPLON



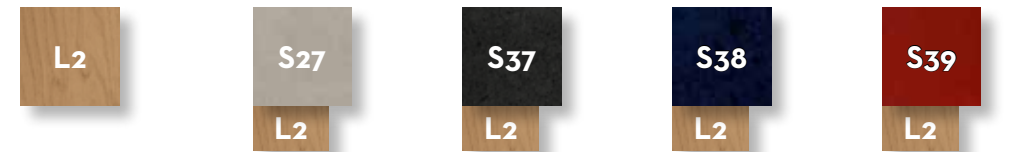
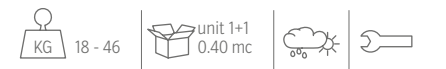
	Width	Depth	Height	H. seat	H. cushion
cm	80	80	77	40	15
inch	31.5	31.5	30.3	15.7	5.9

COFFEE TABLE D60 / CODE: VENTCD60




	Width	Depth	Height
cm	60	60	45
inch	23.6	23.6	17.7

COFFEE TABLE D90 / CODE: VENTCD90




	Width	Depth	Height
cm	90	90	40
inch	35.4	35.4	15.7

COFFEE TABLE 120X120 / CODE: VENTC120



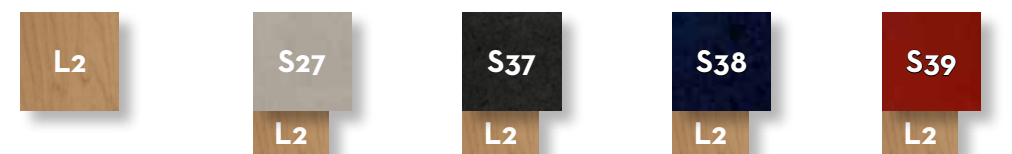
	Width	Depth	Height
cm	120	120	28
inch	47.2	47.2	11.0

COFFEE TABLE 150X90 / CODE: VENTC150



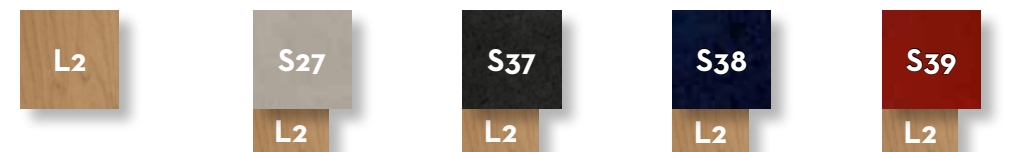
	Width	Depth	Height
cm	150	90	35
inch	59.1	35.4	13.8

DINING TABLE D150 / CODE: VENTPD150



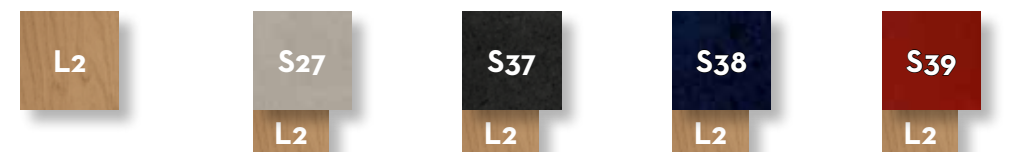
	Width	Depth	Height
cm	150	150	75
inch	59.1	59.1	29.5

DINING TABLE 220X100 / CODE: VENTP220



	Width	Depth	Height
cm	220	100	75
inch	86.6	39.4	29.5

DINING TABLE 280X110 / CODE: VENTP280



	Width	Depth	Height
cm	280	110	75
inch	110.2	43.3	29.5

DINING ARMCHAIR / CODE: VENPP



	Width	Depth	Height	H. seat	H. cushion
cm	62	59	76	48	5
inch	24.4	23.2	29.9	18.9	2.0



BAR STOOL / CODE: VENSGA



	Width	Depth	Height	H. seat	H. cushion
cm	55	59	102	78	5
inch	21.7	23.2	40.2	30.7	2.0



SUNBED / CODE: VENLET



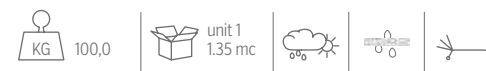
	Width	Depth	Height	H. cus	H. USA seat
cm	88	198	41	24	46
inch	34.6	78.0	16.1	9.4	18.1



DOUBLE SUNBED / CODE: VENLET2



	Width	Depth	Height	H. cushion	H. USA seat
cm	176	198	41	24	46
inch	69.0	77.0	16.0	9.0	18.1






Juncollection

Design Marco Acerbis

Dalla mente eclettica di Marco Acerbis, nasce Jun, una collezione che combina l'eleganza del teak e le sedute generose ma compatte, in pieno stile orientale. I tubolari in legno e le sedute comunicano grazie ai rivestimenti in tessuto bouclé tono su tono degli schienali e dei braccioli, facilmente sfoderabili. I tavoli in legno dalle forme irregolari sono impreziositi da piani in gres vetrificato, offrendo un perfetto equilibrio tra comfort e stile, rendendo ogni spazio esterno un'oasi di lusso contemporaneo.

From the eclectic mind of Marco Acerbis, Jun was born, a collection that combines the elegance of teak and the generous but compact seats in full oriental style. The wooden tubular furniture and the seats communicate thanks to the tone-on-tone bouclé fabric upholstery of the backrest and armrests, which can be easily removed. The irregular shaped wooden tables are embellished with glass stoneware tops, offering a perfect balance between comfort and style, making every outdoor space an oasis of contemporary luxury.





Juncollection


sunbed
teak wood frame in natural teak colour
fabric covering in plum blue colour
cushions in cobalt blue colour






Juncollection

lounge armchair & dining table 140x120 H 65
teak wood frame in natural teak colour
fabric covering in green pine colour
cushions in grass colour
gres table top in sage green semi-gloss colour





Juncollection

sunbed
teak wood frame in natural teak colour
fabric covering in green pine colour
cushions in grass colour







Juncollection

sunbed
teak wood frame in natural teak colour
fabric covering and cushion in old white pine colour



Juncollection

Design Marco Acerbis

Finishing

Wood frame



natural teak

Covering backrest / armrest fabric



old white



plum blue



green pine

Seat / back fabric cushions



old white



cobalt blue



grass

Pillows fabric 60x60 45x45 (optional)



pineapple



natural taupe



old white



castle white



plum blue



cobalt blue



grass



green pine



forest



wide stripe blue

Gres table top 6mm



desert semi-gloss



ocean blue semi-gloss

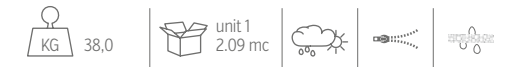


sage green semi-gloss

SOFA 3 SEATER / CODE: JUNDIV3



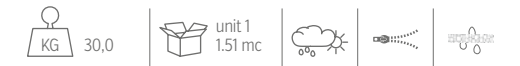
	Width	Depth	Height	H. seat	H. cushion
cm	265	98	70	43	30
inch	104.3	38.6	27.6	16.9	11.8



SOFA 2 SEATER / CODE: JUNDIV2



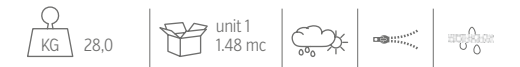
	Width	Depth	Height	H. seat	H. cushion
cm	190	98	70	43	30
inch	74.8	38.6	27.6	16.9	11.8



SOFA DX / CODE: JUNDX



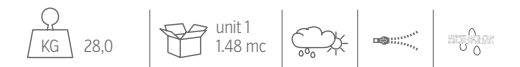
	Width	Depth	Height	H. seat	H. cushion
cm	186	98	70	43	30
inch	73.2	38.6	27.6	16.9	11.8



SOFA SX / CODE: JUNSX



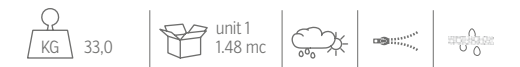
	Width	Depth	Height	H. seat	H. cushion
cm	186	98	70	43	30
inch	73.2	38.6	27.6	16.9	11.8



SOFA DX CORNER / CODE: JUNDXANG



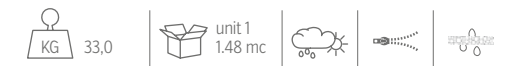
	Width	Depth	Height	H. seat	H. cushion
cm	186	98	70	43	30
inch	73.2	38.6	27.6	16.9	11.8



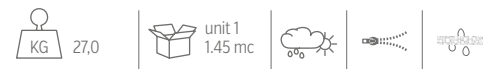
SOFA SX CORNER / CODE: JUNSXANG



	Width	Depth	Height	H. seat	H. cushion
cm	186	98	70	43	30
inch	73.2	38.6	27.6	16.9	11.8



SOFA CX / CODE: JUNCX



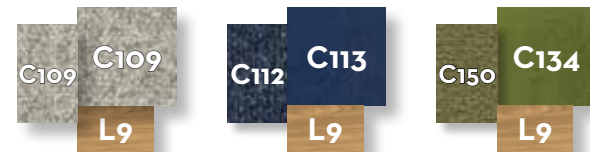
	Width	Depth	Height	H. seat	H. cushion
cm	183	98	70	43	30
inch	72.0	38.6	27.6	16.9	11.8



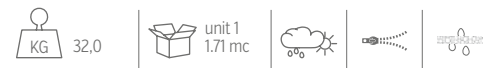
SOFA XL DX / CODE: JUNLXD



	Width	Depth	Height	H. seat	H. cushion
cm	157	136	70	43	30
inch	61.8	53.5	27.6	16.9	11.8



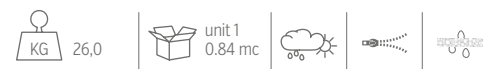
SOFA XL SX / CODE: JUNXLSX



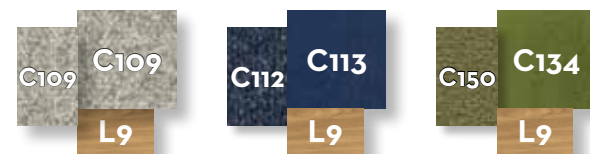
	Width	Depth	Height	H. seat	H. cushion
cm	157	136	70	43	30
inch	61.8	53.5	27.6	16.9	11.8



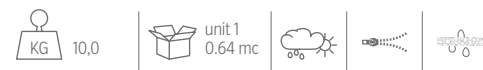
LIVING ARMCHAIR / CODE: JUNPL



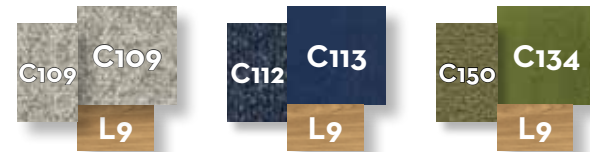
	Width	Depth	Height	H. seat	H. cushion
cm	100	100	70	43	30
inch	39.4	39.4	27.6	16.9	11.8



LOUNGE ARMCHAIR / CODE: JUNPLON



	Width	Depth	Height	H. armrest	H. seat	H. cushion
cm	81	85	77	61	43	30
inch	31.9	33.5	30.3	24.0	16.9	11.8



COFFEE TABLE 77X68 / CODE: JUNTC7768




	Width	Depth	Height
cm	77	68	40
inch	30.3	26.8	15.7



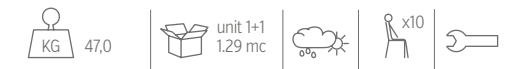
COFFEE TABLE 110X90 / CODE: JUNTC11090



	Width	Depth	Height
cm	110	90	35
inch	43.3	35.4	13.8



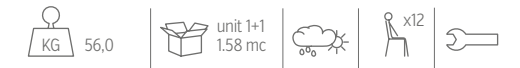
DINING TABLE 260X120 / CODE: JUNTP260




	Width	Depth	Height
cm	260	120	75
inch	102.4	47.2	29.5



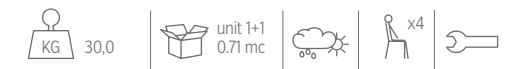
DINING TABLE 320X120 / CODE: JUNTP320



	Width	Depth	Height
cm	320	120	75
inch	126.0	47.2	29.5



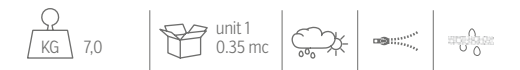
DINING TABLE 140X120 H65 / CODE: JUNTP140



	Width	Depth	Height
cm	140	120	65
inch	55.1	47.2	25.6



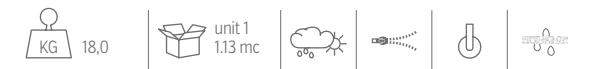
DINING ARMCHAIR / CODE: JUNPP



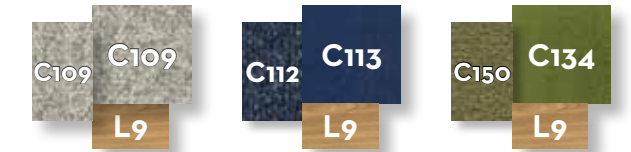
	Width	Depth	Height	H. armrest	H. seat	H. cushion
cm	61	58	80	67	49	6
inch	24.0	22.8	31.5	26.4	19.3	2.4



SUNBED / CODE: JUNLET



	Width	Depth	Height	H. seat	H. cushion
cm	84	153	82	34	9
inch	33.1	60.2	32.3	13.4	3.5





Tressécollection

Design Carlo Colombo

Dalla ricerca di eleganza che contraddistingue la produzione dell'architetto Carlo Colombo nasce Tressé, collezione che emana al contempo solidità e comfort. Tutto ruota attorno allo studio del cubo come elemento primordiale in cui trovare ordine e da elevare attraverso finiture di pregio. Tra queste il sofisticato intreccio di fasce in ecopelle che abbraccia l'intero perimetro delle sedute e che si pone come elemento distintivo dell'intera collezione, declinato nelle varianti cromatiche in grado di adattarsi a qualsiasi ambiente che vanno dal freddo grigio seta, al più intenso e deciso fango, fino a spiccare con il caldo terra di Siena.

From the search for elegance that distinguishes the production of the architect Carlo Colombo was born Tressé, a collection that radiates both solidity and comfort. Everything revolves around the study of the cube as a primordial element in which to find order and to elevate through fine finishes. These include the sophisticated interweaving of eco-leather bands that embraces the entire perimeter of the seats and that stands as a distinctive element of the entire collection, declined in color variations that can adapt to any environment ranging from cold gray silk, to the most intense and decisive mud, up to stand out with the warm land of Siena.








Tressécollection

dining table 340x110
silk grey frame colour
cushions in canapa colour
table top in lava stone coral colour









Tressécollection

sofa
graphite frame colour
cushions in canapa colour
leather in mud colour
deco in plain taupe, plain bordeaux, stripe chamois, rose & asphalt colour
table top in lava stone vulcan grey colour















Tressécollection


sunbed
white frame colour
cushions in gardenia colour
leather in ivory colour

Tressécollection

Design Carlo Colombo

Finishing

Aluminium frame



white



graphite



silk grey

Weaving / seat / back leather for living/dining armchair



ivory



sienna



mud



silver

Seat / back / armrest fabric cushions



castle white



canapa



gardenia

Pillows fabric 60x60 - 45x45 (optional)



pineapple



plain taupe



rose



plain bordeaux



old white



castle white



forest



stripe chamois



stripe rust



asphalt



canapa



gardenia



rust



desert



canapa light

Lava stone table top



beige



vulcan grey



coral

Gres table top



elegant black



sand limestone

Accoya table top



natural teak colour

SOFA 3 SEATER / CODE: TREDIV3



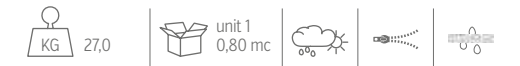
	Width	Depth	Height	H. seat	H. cushion
cm	256	103	64	39	32
inch	100,8	40,6	25,2	15,4	12,6



SOFA CORNER DX / CODE: TREANGDX



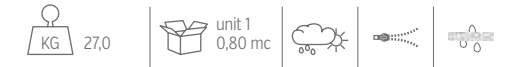
	Width	Depth	Height	H. seat	H. cushion
cm	103	103	64	39	32
inch	40,6	40,6	25,2	15,4	12,6



SOFA CORNER SX / CODE: TREANGSX



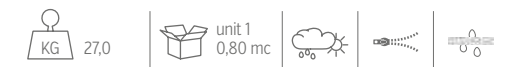
	Width	Depth	Height	H. seat	H. cushion
cm	103	103	64	39	32
inch	40,6	40,6	25,2	15,4	12,6



SOFA DX / CODE: TREDX



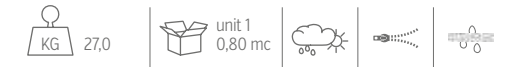
	Width	Depth	Height	H. seat	H. cushion
cm	103	103	64	39	32
inch	40,6	40,6	25,2	15,4	12,6



SOFA SX / CODE: TRESX



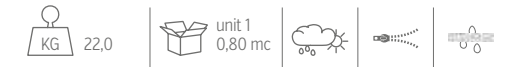
	Width	Depth	Height	H. seat	H. cushion
cm	103	103	64	39	32
inch	40,6	40,6	25,2	15,4	12,6



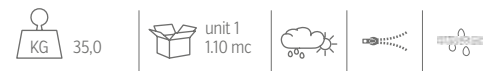
SOFA CX / CODE: TRECX



	Width	Depth	Height	H. seat	H. cushion
cm	103	100	64	39	32
inch	40,6	39,4	25,2	15,4	12,6



SOFA XL DX / CODE: TREXLDX



	Width	Depth	Height	H. seat	H. cushion
cm	143	103	64	39	32
inch	56,3	40,6	25,2	15,4	12,6



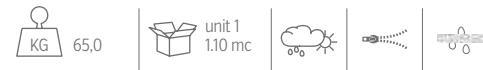
SOFA XL SX / CODE: TREXLSX



	Width	Depth	Height	H. seat	H. cushion
cm	143	103	64	39	32
inch	56,3	40,6	25,2	15,4	12,6



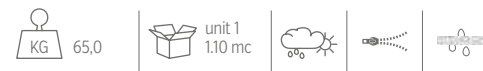
SOFA OBLIQUE DX / CODE: TREOBLDX



	Width	Depth	Height	H. seat	H. cushion
cm	230	150	64	39	32
inch	90,6	59,1	25,2	15,4	12,6



SOFA OBLIQUE SX / CODE: TREOBSX



	Width	Depth	Height	H. seat	H. cushion
cm	230	150	64	39	32
inch	90,6	59,1	25,2	15,4	12,6



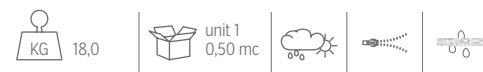
LIVING ARMCHAIR / CODE: TREPL



	Width	Depth	Height	H. seat	H. cushion
cm	106	103	64	39	32
inch	41,7	40,6	25,2	15,4	12,6



POUF / CODE: TREPUF



	Width	Depth	Height	H. seat	H. cushion
cm	100	100	40	39	32
inch	39,4	39,4	15,7	15,4	12,6



CUBE / CODE: TRECUB



	Width	Depth	Height
cm	45	45	45
inch	17,7	17,7	17,7



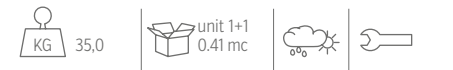
SIDE TABLE / CODE: TRET



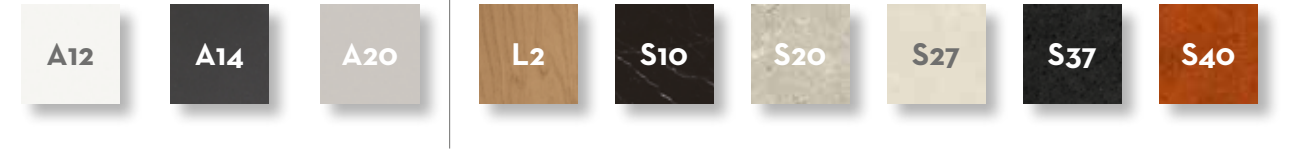
	Width	Depth	Height
cm	40	37	43
inch	15,7	14,6	16,9



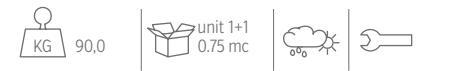
COFFEE TABLE 120X50 / CODE: TRET12050




	Width	Depth	Height
cm	120	50	42
inch	47,2	19,7	16,5



COFFEE TABLE 160X90 / CODE: TRET16090




	Width	Depth	Height
cm	160	90	30
inch	63,0	35,4	11,8



DINING TABLE 270X110 / CODE: TREP270



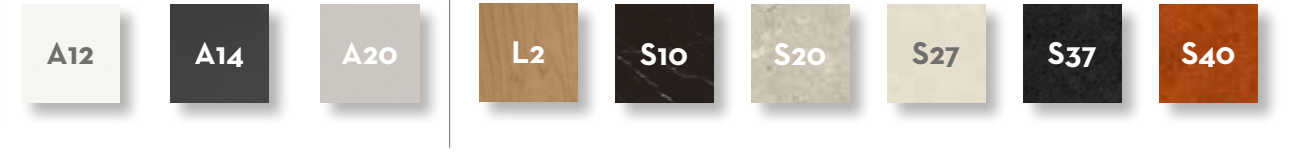
	Width	Depth	Height
cm	270	110	75
inch	106,3	43,3	29,5



DINING TABLE 340X120 / CODE: TREP340



	Width	Depth	Height
cm	340	120	75
inch	133,9	47,2	29,5



DINING ARMCHAIR / CODE: TREPP



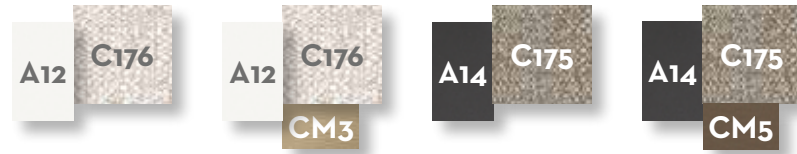
	Width	Depth	Height	H. armrest	H. seat	H. cushion
cm	65	58	80	65	46	5
inch	25,6	22,8	31,5	25,6	18,1	2,0



SUNBED / CODE: TRELET




	Width	Depth	Height	H. seat	H. cushion
cm	198	88	32	32	22
inch	78,0	34,6	12,6	12,6	8,7



SUNBED DOUBLE / CODE: TRELET2



	Width	Depth	Height	H. seat	H. cushion
cm	176	198	32	32	22
inch	69,3	78,0	12,6	12,6	8,7





Allurecollection

Design Christophe Pillet

Informale ed elegante, contemporanea ma legata alla tradizione. La collezione Allure, firmata Christophe Pillet, nasce dal desiderio di unire eleganza ed informalità. Una modularità inconsueta che, partendo da delicati piedini in alluminio si sviluppa in orizzontale attraverso una solida cornice in legno d' Accoya. La cuscineria geometrica e lineare, di diverse dimensioni, è in grado di dar vita a diverse combinazioni e scenari. Il risultato è una collezione dall'animo inquieto in grado di conferire carattere ad ambienti outdoor in perenne mutamento.

Informal and elegant, contemporary but at the same time tied to tradition. The Allure collection, designed by Christophe Pillet, gets its inspiration by the desire to combine elegance and informality. It is characterized by an unusual modularity that, starting from delicate aluminium feet, develops its shapes through a solid Accoya wood frame. The geometric and linear cushions in different sizes make it possible to create different combinations and scenarios. The result is a collection with a restless soul capable of giving character to mutable outdoor environments.







Allurecollection

lounge armchair high backrest
frame in mokka colour
cushions in plain taupe colour
leather in soil colour
kuka lamp d50 in sand colour










Allurecollection

sofa sx
accoya wood frame in natural teak colour
aluminium legs in white colour
cushions in peach white colour
deco in plain taupe & peach beige colour













Allurecollection

sofa
accoya wood frame in natural teak colour
aluminium legs in white colour
cushions in mambo pearl colour
deco in plain mud, mambo white & white-mud colour
Kuka lamp & coffee table in sand colour

Allurecollection


lounge armchair high backrest
frame in white colour
cushions in mambo pearl colour
leather in silver colour





Allurecollection

armchair & table dining 300x95
frame in white colour
cushions in mambo pearl colour
leather in silver colour








Allurecollection

Design Christophe Pillet

Finishing

Aluminium frame



white



mokka



mokka



white

Stainless steel frame (only for lounge/dining armchair)

Accoya wood frame



natural teak colour



palissandro colour

Seat / back / armrest fabric cushions



mambo pearl



plain taupe



peach white



tie beige



soil



ivory



silver

Seat / back leather for living/dining armchair

Pillows fabric 50x50 45x45 45x25 (optional)



mambo pearl



plain taupe



mambo white



plain mud



white-mud



peach white



peach beige




leaf beige



leaf zen



tie beige



tie stripe



tie taupe



soil

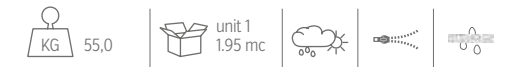


ivory

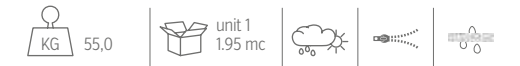


silver

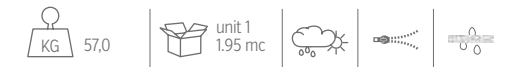
SOFA 3 SEATER FABRIC DX + WOOD SX ARM / CODE: ALLDIV3P-01



SOFA 3 SEATER FABRIC SX + WOOD DX ARM / CODE: ALLDIV3P-02



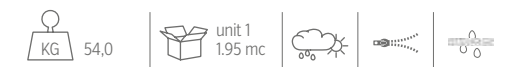
SOFA 3 SEATER FABRIC ARM / CODE: ALLDIV3P-03



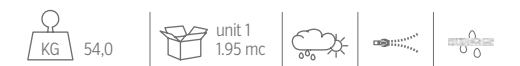
SOFA 3 SEATER WOOD ARM / CODE: ALLDIV3P-04



SOFA DX 3 SEATER FABRIC ARM / CODE: ALLDX3P-01



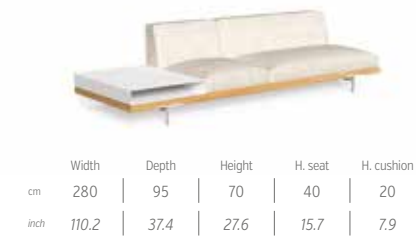
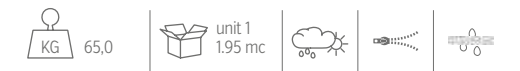
SOFA SX 3 SEATER FABRIC ARM / CODE: ALLSX3P-01



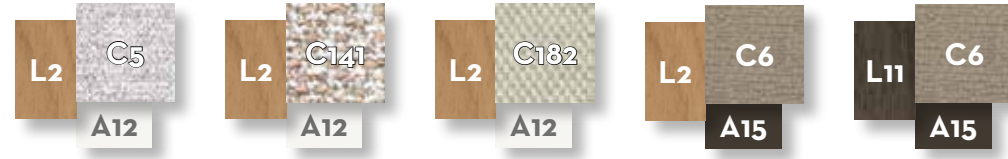

SOFA DX 3 SEATER WOOD ARM / CODE: ALLDX3P-02



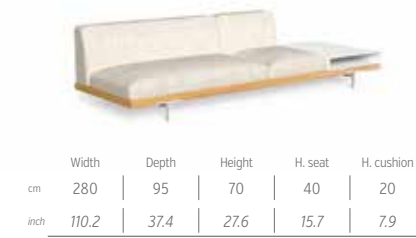
SOFA CX 3 SEATER + DX SHELF / CODE: ALLCX3P-01



SOFA SX 3 SEATER WOOD ARM / CODE: ALLSX3P-02



SOFA CX 3 SEATER + SX SHELF / CODE: ALLCX3P-02



SOFA DX 3 SEATER FABRIC ARM + SHELF / CODE: ALLDX3P-03



SOFA 2 SEATER FABRIC DX + WOOD SX ARM / CODE: ALLDIV2P-01



SOFA SX 3 SEATER FABRIC ARM + SHELF / CODE: ALLSX3P-03



SOFA 2 SEATER FABRIC SX + WOOD DX ARM / CODE: ALLDIV2P-02



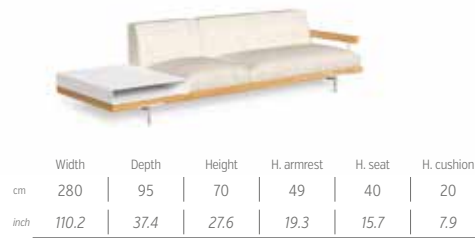
SOFA DX 3 SEATER WOOD ARM + SHELF / CODE: ALLDX3P-04



SOFA 2 SEATER FABRIC ARM / CODE: ALLDIV2P-03



SOFA SX 3 SEATER WOOD ARM + SHELF / CODE: ALLSX3P-04



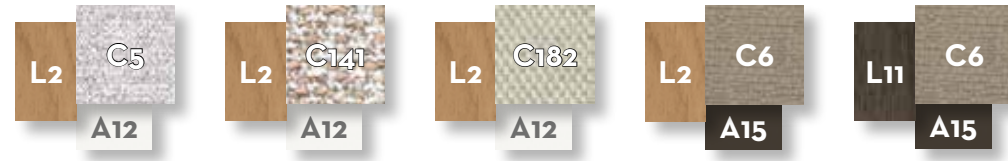
SOFA 2 SEATER WOOD ARM / CODE: ALLDIV2P-04



SOFA DX 2 SEATER FABRIC ARM / CODE: ALLDX2P-01



	Width	Depth	Height	H. armrest	H. seat	H. cushion
cm	220	95	70	49	40	20
inch	86.6	37.4	27.6	19.3	15.7	7.9



SOFA CORNER DX / CODE: ALLANG-01



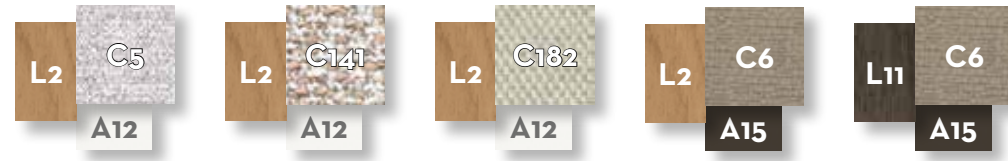
	Width	Depth	Height	H. seat	H. cushion
cm	210	95	70	40	20
inch	82.7	37.4	27.6	15.7	7.9



SOFA SX 2 SEATER FABRIC ARM / CODE: ALLSX2P-01



	Width	Depth	Height	H. armrest	H. seat	H. cushion
cm	220	95	70	49	40	20
inch	86.6	37.4	27.6	19.3	15.7	7.9



SOFA CORNER SX / CODE: ALLANG-02



	Width	Depth	Height	H. seat	H. cushion
cm	210	95	70	40	20
inch	82.7	37.4	27.6	15.7	7.9



SOFA DX 2 SEATER WOOD ARM / CODE: ALLDX2P-02



	Width	Depth	Height	H. armrest	H. seat	H. cushion
cm	215	95	70	49	40	20
inch	84.6	37.4	27.6	19.3	15.7	7.9



SOFA XL DX LARGE ARM / CODE: ALLXLDX-01



	Width	Depth	Height	H. armrest	H. seat	H. cushion
cm	125	165	70	49	40	20
inch	49.2	65.0	27.6	19.3	15.7	7.9



SOFA SX 2 SEATER WOOD ARM / CODE: ALLSX2P-02



	Width	Depth	Height	H. armrest	H. seat	H. cushion
cm	215	95	70	49	40	20
inch	84.6	37.4	27.6	19.3	15.7	7.9



SOFA XL SX LARGE ARM / CODE: ALLXLSX-01



	Width	Depth	Height	H. armrest	H. seat	H. cushion
cm	125	165	70	49	40	20
inch	49.2	65.0	27.6	19.3	15.7	7.9



SOFA CX 2 SEATER + DX SHELF / CODE: ALLCX2P-01



	Width	Depth	Height	H. seat	H. cushion
cm	210	95	70	40	20
inch	82.7	37.4	27.6	15.7	7.9



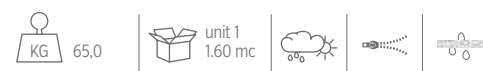
LOUNGE ARMCHAIR / CODE: ALLPLON



	Width	Depth	Height	H. armrest	H. seat	H. cushion
cm	80	76	70	49	43	8
inch	31.5	29.9	27.6	19.3	16.9	3.1



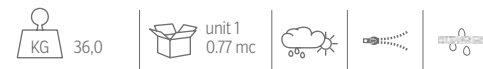
SOFA CX 2 SEATER + SX SHELF / CODE: ALLCX2P-02



	Width	Depth	Height	H. seat	H. cushion
cm	210	95	70	40	20
inch	82.7	37.4	27.6	15.7	7.9



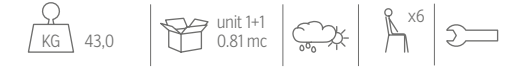
LOUNGE ARMCHAIR HIGH BACKREST / CODE: ALLPLON2



	Width	Depth	Height	H. seat	H. cushion
cm	84	92	91	37	10
inch	33	36.2	35.8	14.5	3.9



DINING TABLE 220X95 / CODE: ALLTP220



	Width	Depth	Height
cm	220	95	75
inch	86.6	37.4	29.5



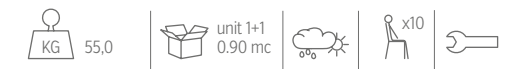
COFFEE TABLE 120X120 / CODE: ALLTC120



	Width	Depth	Height
cm	120	120	21
inch	47.2	47.2	8.3



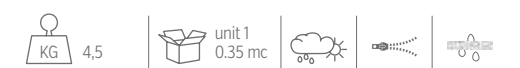
DINING TABLE 300X95 / CODE: ALLTP300




	Width	Depth	Height
cm	300	95	75
inch	118.1	37.4	29.5



DINING ARMCHAIR / CODE: ALLPP



	Width	Depth	Height	H. armrest	H. seat	H. cushion
cm	60	58	84	63	47	3
inch	23.6	22.8	33.1	24.8	18.5	1.2



COFFEE TABLE 95X140 / CODE: ALLTC95140



	Width	Depth	Height
cm	140	95	33
inch	55.1	37.4	13.0



COFFEE TABLE 95X140 WITHOUT SHELF / CODE: ALLTC95140-2



	Width	Depth	Height
cm	140	95	21
inch	55.1	37.4	8.3



SUNBED / CODE: ALLLET




	Width	Depth	Height	H. seat	H. cushion
cm	215	80	45	40	10
inch	84.6	31.5	17.7	15.7	3.9




COFFEE TABLE 79X140 / CODE: ALLTC79140



	Width	Depth	Height
cm	79	140	30
inch	31.1	55.1	11.8





Casildacollection

Design Ramón Esteve

Un armonico dialogo tra geometrie razionali e luci calde, tra tessuti avvolgenti e colori neutri. La collezione Casilda ripropone i grafemi più iconici del designer, trovando un equilibrio perfetto delle linee e dei materiali. Ecco come nasce un instant classic.

Plain geometries and warming lighting, captivating fabrics and neutral palette. Everything is in its right place. Casilda collection sums up every iconic features of the designer, finding a perfect balance between materials and shapes. A new instant classic has born.





Casildacollection

living armchair & pouf
graphite frame
cushions in teal blue colour















Casildacollection

sofa cx
graphite frame
cushions in dark grey colour























Casildacollection


Design Ramón Esteve

Finishing

Stainless steel frame



Synthetic elastic belt




Curtain fabric




Cushions fabric / pillows daybed 45x45



Stone table top/slats



Accoya wood table top





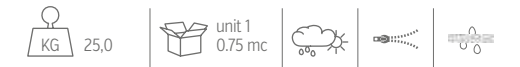
Lavica stone table top/slats



SOFA DX / CODE: CASIDX





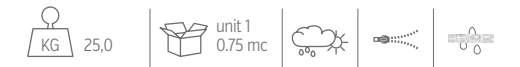
	Width	Depth	Height	H. armrest	H. seat	H. cushion
cm	100	100	64	60	46	37
inch	39.4	39.4	25.2	23.6	18.1	14.6



SOFA SX / CODE: CASISX





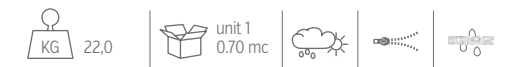
	Width	Depth	Height	H. armrest	H. seat	H. cushion
cm	100	100	64	60	46	37
inch	39.4	39.4	25.2	23.6	18.1	14.6



SOFA CX / CODE: CASICX




	Width	Depth	Height	H. seat	H. cushion
cm	95	100	64	46	37
inch	37.4	39.4	25.2	18.1	14.6



SOFA CORNER / CODE: CASIANG



	Width	Depth	Height	H. seat	H. cushion
cm	100	100	64	46	37
inch	39.4	39.4	25.2	18.1	14.6



COFFEE TABLE 100x100 / CODE: CASITC100




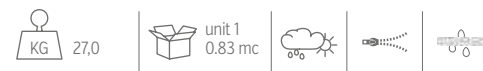
	Width	Depth	Height
cm	100	100	17
inch	39.4	39.4	6.7



LIVING ARMCHAIR / CODE: CASIPL



	Width	Depth	Height	H. armrest	H. seat	H. cushion
cm	105	100	64	60	46	37
inch	41.3	39.4	25.2	23.6	18.1	14.6



COFFEE TABLE 140x70 / CODE: CASITC70



	Width	Depth	Height
cm	140	70	28
inch	55.1	27.6	11.0



COFFEE TABLE 140x140 / CODE: CASITC140



	Width	Depth	Height
cm	140	140	28
inch	55.1	55.1	11.0



POUF / CODE: CASIPUF



	Width	Depth	Height	H. cushion
cm	95	100	46	37
inch	37.4	39.4	18.1	14.6


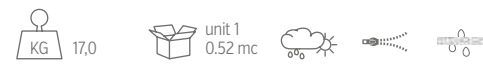

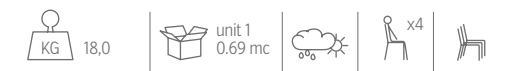


TABLE 90x90 / CODE: CASITP90




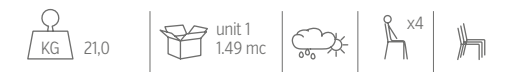
	Width	Depth	Height
cm	90	90	74
inch	35.4	35.4	29.1



BAR TABLE 125x70 / CODE: CASITP125



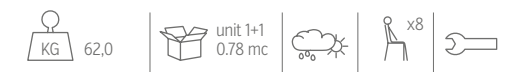
	Width	Depth	Height
cm	125	70	105
inch	49.2	27.6	41.3



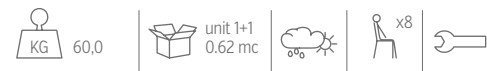
DINING TABLE 150x150 / CODE: CASITP150




	Width	Depth	Height
cm	150	150	76
inch	59.1	59.1	29.9



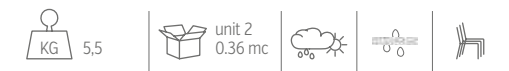
DINING TABLE 200x100 / CODE: CASITP200



	Width	Depth	Height
cm	200	100	76
inch	78.7	39.4	29.9



BAR STOOL / CODE: CASISGA




	Width	Depth	Height	H. seat	H. cushion
cm	53	50	98	77	3
inch	20.9	19.7	38.6	30.3	1.2



DINING TABLE 260x100 / CODE: CASITP260



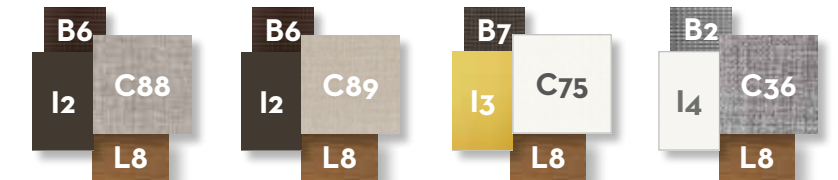
	Width	Depth	Height
cm	260	100	76
inch	102.4	39.4	29.9



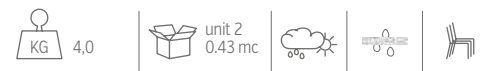
SUNBED / CODE: CASILET




	Width	Depth	Height	H. cushion
cm	78	202	34	7
inch	30.7	79.5	13.4	2.8



DINING CHAIR / CODE: CASISP



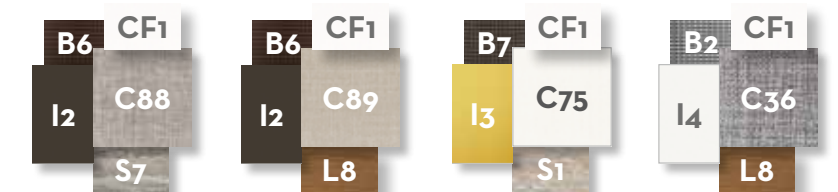
	Width	Depth	Height	H. seat	H. cushion
cm	53	55	79	46	3
inch	20.9	21.7	31.1	18.1	1.2



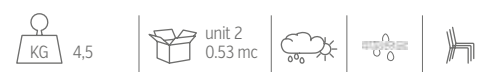
DAYBED / CODE: CASIBED



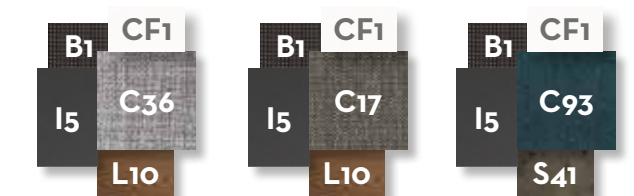

	Width	Depth	Height	H. armrest	H. seat	H. cushion	Shelf
cm	200	200	200	57	53	30	63x19
inch	78.7	78.7	78.7	22.4	20.9	11.8	24.8x7.5



DINING ARMCHAIR / CODE: CASIPP



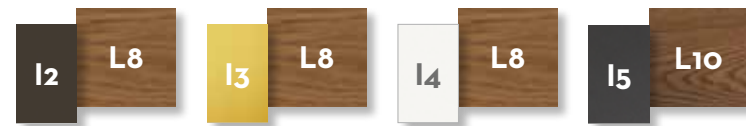
	Width	Depth	Height	H. armrest	H. seat	H. cushion
cm	65	55	79	64	46	3
inch	25.6	21.7	31.1	25.2	18.1	1.2



LAMP L / CODE: CASILAMPL



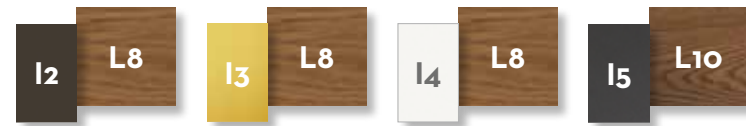
	Width	Depth	Height
cm	23	20	175
inch	9.1	7.9	68.9



LAMP S / CODE: CASILAMPS



	Width	Depth	Height
cm	63	15	40
inch	24.8	5.9	15.7



LAMP XS / CODE: CASILAMPXS



	Width	Depth	Height
cm	23	20	40
inch	9.1	7.9	15.7





Salinas collection


Design Ludovica+Roberto Palomba

La collezione Salinas trae ispirazione dall'omonima regione naturale di Ibiza. Un progetto in cui si è voluto portare la raffinatezza tipica dell'indoor nel mondo outdoor, accorciando sempre più la distanza tra i due ambienti mettendoli in continuità. La collezione è composta da divani e poltrone in cui la componente tessile è predominante. La cinghia imbottita ed i preziosi dettagli metallici visibili nei terminali degli schienali, conferiscono alla collezione fascino ed eleganza senza tempo.

The Salinas collection draws inspiration from the homonymous natural region in Ibiza. Through this project, Ludovica + Roberto Palomba bring the typical refinement of the indoor world into the outdoor world, shortening the distance between the two environments, bringing them into continuity. The collection consists of sofas and armchairs in which the textile component is predominant. The padded belt and the precious metal details visible in the ends of the backrests create an elegant and timeless charm.














Salinascollection


dining armchair
graphite frame
synthetic padded belt in dark grey colour
cushions in mambo pearl colour
dining table 280x110
concrete table top in grey cement colour













Salinascollection

dining armchair
white frame
synthetic padded belt in dove colour
cushions in white-beige colour
dining table 280x110
concrete table top in beige cement colour





Salinascollection

daybed
white frame
cushions in white-beige colour
deco in natural green, ivory & white-beige colour

Salinas collection


Design Ludovica + Roberto Palomba

Finishing

Aluminium frame



white



graphite

Synthetic elastic belt



dark grey



ecru

Synthetic padded belt



dove



dark grey

Seat / back / armrest fabric cushions



mambo pearl



white-beige



iris deep ocean




mambo pearl



white-beige



iris deep ocean



white

back fabric cushions 110x50 85x50 (optional)

Curtain fabric

Pillows fabric 60x40 45x45 45x25 (optional)



mambo pearl



plain mud



white-mud



white-beige



natural green



iris deep ocean



iris sea green



iris steel blue



ivory



mimosa

Accoya table top



natural teak colour



beige cement



grey cement

Lava stone coffee table table top



beige


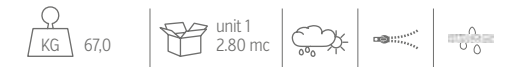


dark grey

SOFA 3 SEATER / CODE: SALDIV3




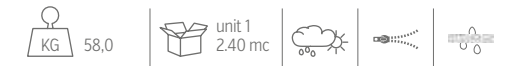
	Width	Depth	Height	H. armrest	H. seat	H. cushion
cm	283	105	85	52	38	20
inch	111.4	41.3	33.5	20.5	15.0	7.9



SOFA 2 SEATER / CODE: SALDIV2




	Width	Depth	Height	H. armrest	H. seat	H. cushion
cm	242	105	85	52	38	20
inch	95.3	41.3	33.5	20.5	15.0	7.9



SOFA DX / CODE: SALDX




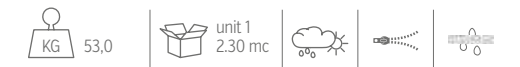
	Width	Depth	Height	H. armrest	H. seat	H. cushion
cm	231	105	85	52	38	20
inch	90.9	41.3	33.5	20.5	15.0	7.9



SOFA SX / CODE: SALSX




	Width	Depth	Height	H. armrest	H. seat	H. cushion
cm	231	105	85	52	38	20
inch	90.9	41.3	33.5	20.5	15.0	7.9



SOFA DX + POUF / CODE: SALDXPUF




	Width	Depth	Height	H. armrest	H. seat	H. cushion
cm	231	105	85	52	38	20
inch	90.9	41.3	33.5	20.5	15.0	7.9



SOFA SX + POUF / CODE: SALSXPUF




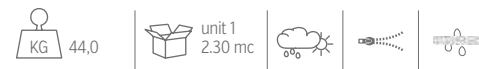
	Width	Depth	Height	H. armrest	H. seat	H. cushion
cm	231	105	85	52	38	20
inch	90.9	41.3	33.5	20.5	15.0	7.9



SOFA CORNER DX + POUF / CODE: SALANGDXPUF




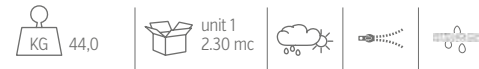
	Width	Depth	Height	H. seat	H. cushion
cm	231	105	85	38	20
inch	90.9	41.3	33.5	15.0	7.9



SOFA CORNER SX + POUF / CODE: SALANGSXPUF




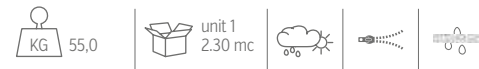
	Width	Depth	Height	H. seat	H. cushion
cm	231	105	85	38	20
inch	90.9	41.3	33.5	15.0	7.9



SOFA CORNER DX / CODE: SALDXANG




	Width	Depth	Height	H. seat	H. cushion
cm	231	105	85	38	20
inch	90.9	41.3	33.5	15.0	7.9



SOFA CORNER SX / CODE: SALSXANG




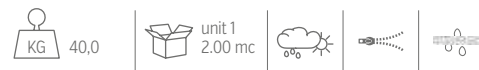
	Width	Depth	Height	H. seat	H. cushion
cm	231	105	85	38	20
inch	90.9	41.3	33.5	15.0	7.9



SOFA LOUNGE SX / CODE: SALCLSX




	Width	Depth	Height	H. armrest	H. seat	H. cushion
cm	108	198	85	52	38	20
inch	42.5	78.0	33.5	20.5	15.0	7.9



SOFA LOUNGE DX / CODE: SALCLDX




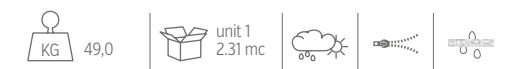
	Width	Depth	Height	H. armrest	H. seat	H. cushion
cm	108	198	85	52	38	20
inch	42.5	78.0	33.5	20.5	15.0	7.9



SOFA CX / CODE: SALCX



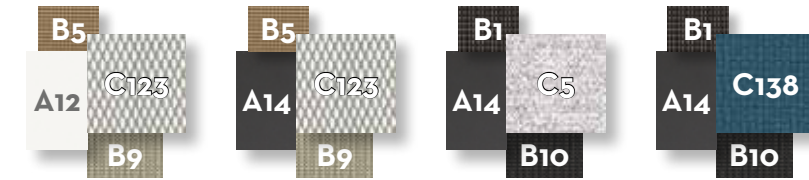
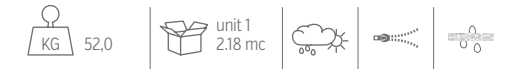
	Width	Depth	Height	H. seat	H. cushion
cm	220	105	85	38	20
inch	86.6	41.3	33.5	15.0	7.9



SOFA LOUNGE XL DX / CODE: SALXLDX




	Width	Depth	Height	H. armrest	H. seat	H. cushion
cm	141	160	85	52	38	20
inch	55.5	63.0	33.5	20.5	15.0	7.9



SOFA LOUNGE XL SX / CODE: SALXLSX



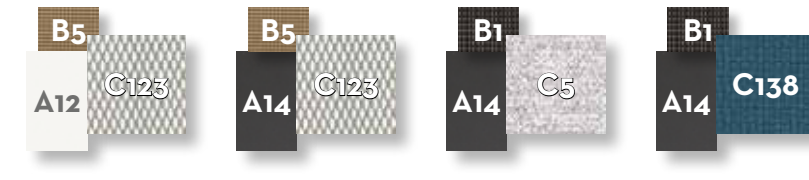
	Width	Depth	Height	H. armrest	H. seat	H. cushion
cm	141	160	85	52	38	20
inch	55.5	63.0	33.5	20.5	15.0	7.9



BENCH / CODE: SALBEN



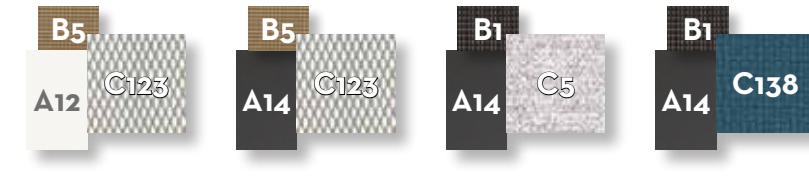
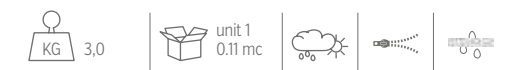
	Width	Depth	Height	H. cushion
cm	185	95	38	20
inch	72.8	37.4	15.0	7.9



ARMREST FOR BENCH / CODE: SALBENARM



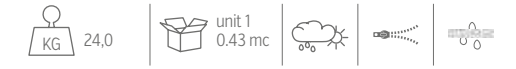
	Width	Depth	Height
cm	32	57	31
inch	12.6	22.4	12.2



POUF / CODE: SALPUF




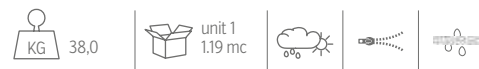
	Width	Depth	Height	H. cushion
cm	94	94	38	20
inch	37.0	37.0	15.0	7.9



LIVING ARMCHAIR CODE: SALPL




	Width	Depth	Height	H. armrest	H. seat	H. cushion
cm	112	108	85	52	38	20
inch	44.1	42.5	33.5	20.5	15.0	7.9



COFFEE TABLE 90 X 90 / CODE: SALTC90



	Width	Depth	Height
cm	90	90	25
inch	35.4	35.4	9.8



COFFEE TABLE D80 / CODE: SALTC80



	Width	Depth	Height
cm	80	80	30
inch	31.5	31.5	11.8



COFFEE TABLE D65 / CODE: SALTC65



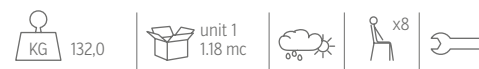
	Width	Depth	Height
cm	65	65	35
inch	25.6	25.6	13.8



DINING TABLE 140X140 / CODE: SALTP140



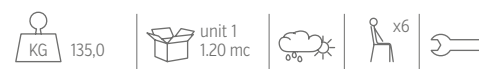
	Width	Depth	Height
cm	140	140	74
inch	55.1	55.1	29.1



DINING TABLE D165 CONCRETE / CODE: SALTPD165C



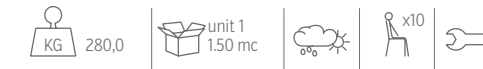
	Width	Depth	Height
cm	165	165	74
inch	65.0	65.0	29.1



DINING TABLE 280X110 / CODE: SALTP280



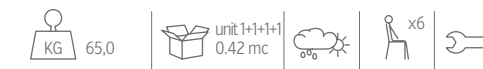
	Width	Depth	Height
cm	280	110	74
inch	110.2	43.2	29.1



DINING TABLE D165 ACCOYA / CODE: SALTPD165L



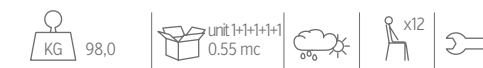
	Width	Depth	Height
cm	165	165	74
inch	65.0	65.0	29.1



DINING TABLE 320X110 / CODE: SALTP320



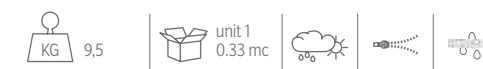
	Width	Depth	Height
cm	320	110	74
inch	126.0	43.3	29.1



DINING ARMCHAIR / CODE: SALPP



	Width	Depth	Height	H. armrest	H. seat	H. cushion
cm	63	60	86	68	46	8
inch	24.8	23.6	33.9	26.8	18.1	3.1



DAYBED / CODE: SALBED



	Width	Depth	Height	H. seat	H. cushion
cm	200	200	200	28	17
inch	78.7	78.7	78.7	11.0	6.7





Georgecollection

Design Ludovica Serafini + Roberto Palomba

Un progetto che nasce dallo scopo di unire leggerezza e comodità nella vita en plain air, andando a ridisegnare situazioni che trasmettano sensazioni di intimità e relax, sempre nel massimo rispetto dell'equilibrio ma soprattutto della proporzione. La struttura in acciaio inossidabile è il fil rouge del progetto, totalmente rivestita da un intreccio in corda leggermente imbottita. Un design avvolgente, che per i materiali utilizzati, strizza l'occhio al mondo della nautica. Alla leggerezza visiva della struttura intrecciata fanno da contrappunto cuscini di seduta e schienale generosamente imbottiti.

A project that was created with the aim of combining lightness and comfort in life in the open air, redesigning situations that convey feelings of intimacy and relaxation, always with the utmost respect for balance but above all for proportion. The stainless steel structure is the fil rouge of the project, totally covered with a slightly padded rope weave. An enveloping design whose materials are reminiscent of the nautical world. The visual lightness of the woven structure is counterpointed by generously padded seat and back cushions.







Georgecollection


lounge folding chair, coffee table ø 60/80x80
stainless steel frame
table top ø 60 accoya wood in natural teak colour
table top 80x80 lava stone in dark green colour
dove colour rope
quadro carpet 300x200 canvas
















Georgecollection


lounge folding chair
stainless steel frame
cushions in stripe mud colour
dark grey colour rope
table top ø 60 accoya wood in natural teak colour




Georgecollection

sofa lounge dx, pouf, sofa cx & sofa xl sx
stainless steel frame
cushions in mud colour
belt in dark grey colour
table top 60x110 accoya wood in natural teak colour
table top 80x80 lava stone in graphite colour











Georgecollection

sofa oblique sx, sofa cx & pouf
stainless steel frame
cushions in castle white colour
belt in dark grey colour
table top D 60 accoya wood in natural teak colour
table top 40x90 lava stone in graphite colour



Georgecollection

Design Ludovica Serafini + Roberto Palomba

Finishing

Stainless steel frame



inox

Syntetic rope



dark grey



dove

Synthetic padded belt



dove



dark grey

Seat / back / armrest fabric cushions



natural ivory



dark green



plain mud



castle white

Pillows fabric 60x40 45x25 (optional)



natural ivory



dark green



natural taupe



plain mud



white-mud



natural white-taupe



castle white




plain white

Accoya table top




natural teak colour

Lava stone table top



beige



dark green

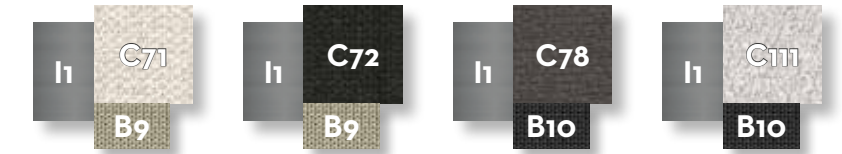


dark grey

SOFA / CODE: GEODIV



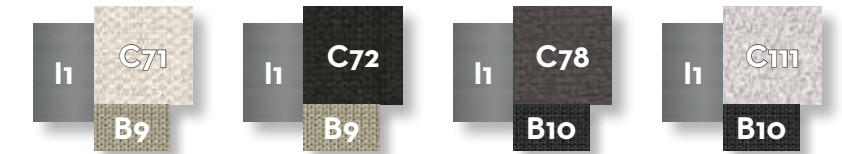
	Width	Depth	Height	H. seat	H. cushion
cm	177	91	65	37	30
inch	69.7	35.8	25.6	14.6	11.8



SOFA DX / CODE: GEODX




	Width	Depth	Height	H. seat	H. cushion
cm	173	91	65	37	30
inch	68.1	35.8	25.6	14.6	11.8



SOFA SX / CODE: GEOSX




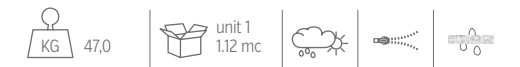
	Width	Depth	Height	H. seat	H. cushion
cm	173	91	65	37	30
inch	68.1	35.8	25.6	14.6	11.8



SOFA CX / CODE: GEOCX




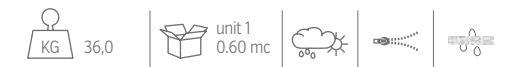
	Width	Depth	Height	H. seat	H. cushion
cm	170	91	65	37	30
inch	66.9	35.8	25.6	14.6	11.8



SOFA CORNER / CODE: GEOANG




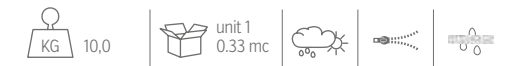
	Width	Depth	Height	H. seat	H. cushion
cm	91	91	65	37	30
inch	35.8	35.8	25.6	14.6	11.8



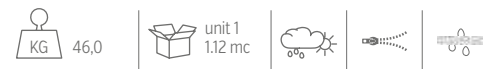
POUF / CODE: GEOPUF




	Width	Depth	Height	H. cushion
cm	88	88	37	30
inch	34.6	34.6	14.6	11.8



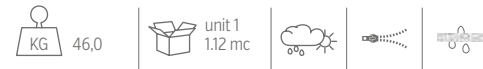
SOFA LOUNGE DX / CODE: GEOLONDX




	Width	Depth	Height	H. seat	H. cushion
cm	90	170	65	37	30
inch	35.4	66.9	25.6	14.6	11.8



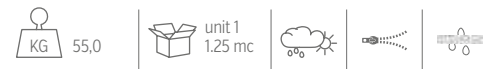
SOFA LOUNGE SX / CODE: GEOLON SX




	Width	Depth	Height	H. seat	H. cushion
cm	90	170	65	37	30
inch	35.4	66.9	25.6	14.6	11.8



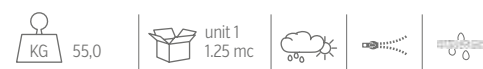
SOFA LOUNGE XL DX / CODE: GEOXLDX




	Width	Depth	Height	H. seat	H. cushion
cm	123	143	65	37	30
inch	48.4	56.3	25.6	14.6	11.8



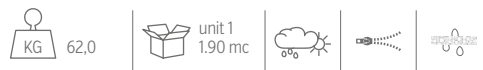
SOFA LOUNGE XL SX / CODE: GEOXLSX



	Width	Depth	Height	H. seat	H. cushion
cm	123	143	65	37	30
inch	48.4	56.3	25.6	14.6	11.8



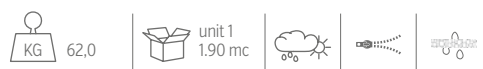
SOFA OBLIQUE DX / CODE: GEOBLENDX



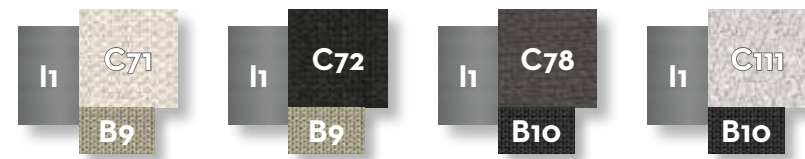
	Width	Depth	Height	H. seat	H. cushion
cm	170	170	65	37	30
inch	66.9	66.9	25.6	14.6	11.8



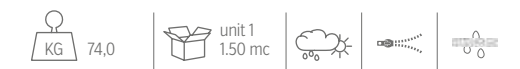
SOFA OBLIQUE SX / CODE: GEOBLEND SX



	Width	Depth	Height	H. seat	H. cushion
cm	170	170	65	37	30
inch	66.9	66.9	25.6	14.6	11.8



DAYBED / CODE: GEOBED



	Width	Depth	Height	H. seat	H. cushion
cm	146	143	65	37	30
inch	57.5	56.3	25.6	14.6	11.8



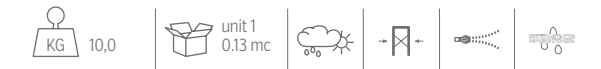
LIVING ARMCHAIR / CODE: GEOPL



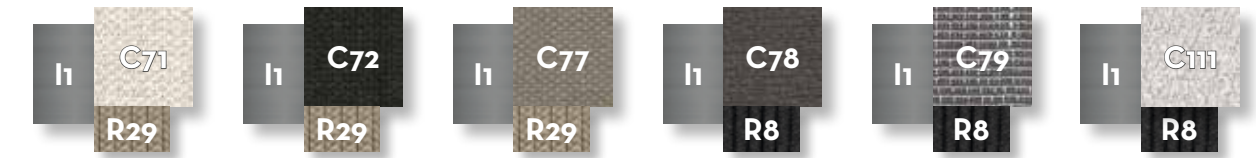
	Width	Depth	Height	H. seat	H. cushion
cm	86	86	65	37	15
inch	33.9	33.9	25.6	14.6	5.9



LOUNGE FOLDING ARMCHAIR / CODE: GEOPLON



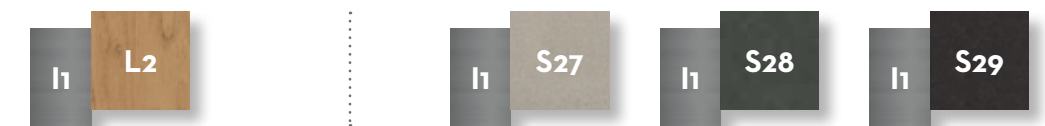
	Width	Depth	Height	H. seat	H. cushion
cm	65	70	74	39	3
inch	26	28	29	15	1.2



COFFEE TABLE D60 / CODE: GEOTCD60



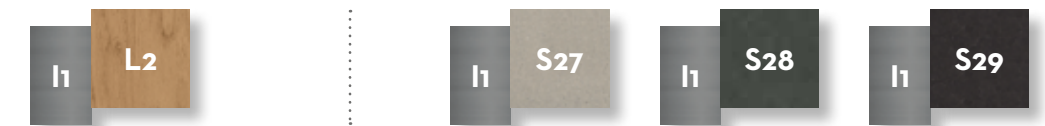
	Width	Depth	Height
cm	60	60	40
inch	23.6	23.6	15.7



COFFEE TABLE 60X60 / CODE: GEOTC6060



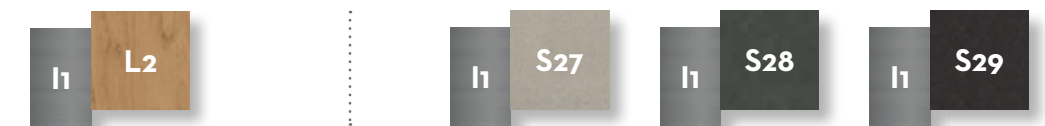
	Width	Depth	Height
cm	60	60	40
inch	23.6	23.6	15.7



COFFEE TABLE 80X80 / CODE: GEOTC8080



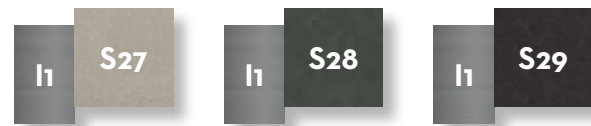
	Width	Depth	Height
cm	80	80	35
inch	31.5	31.5	13.8



COFFEE TABLE 110X60 / CODE: GEOTC60110



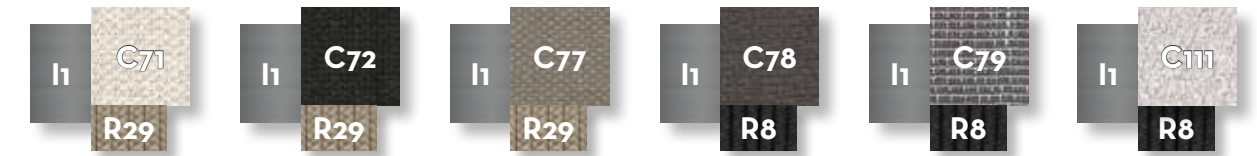
	Width	Depth	Height
cm	110	60	35
inch	43.3	23.6	13.8



DINING FOLDING CHAIR / CODE: GEOSP



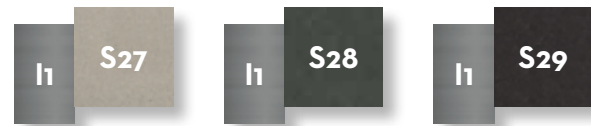
	Width	Depth	Height	H. seat	H. cushion
cm	50	56	84	49	3
inch	19.7	22.0	33.1	19.3	1.2



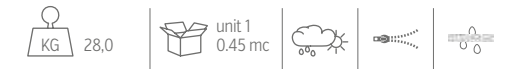
SIDE TABLE 40X90 / CODE: GEOTL90



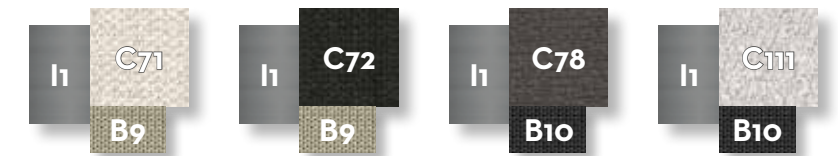
	Width	Depth	Height
cm	40	90	40
inch	15.7	35.4	15.7



SUNBED / CODE: GEOLET



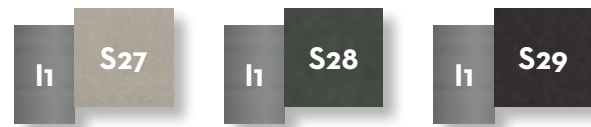
	Width	Depth	Height	H. seat	H. cushion
cm	201	81	23	33	10
inch	79.1	31.9	9.1	13.0	3.9



CONSOLLE 45X160 / CODE: GEOCON160



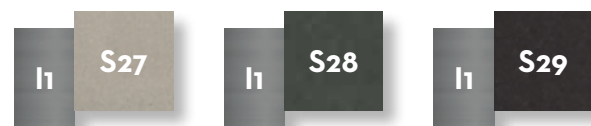
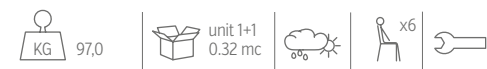
	Width	Depth	Height
cm	45	160	55
inch	17.7	63.0	21.7



DINING TABLE D 155 / CODE: GEOTPD155



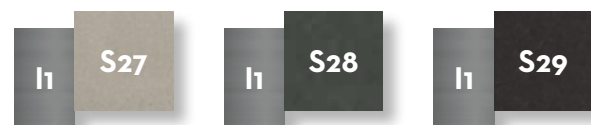
	Width	Depth	Height
cm	155	155	74
inch	61.0	61.0	29.1



DINING TABLE 150X150 / CODE: GEOTP150



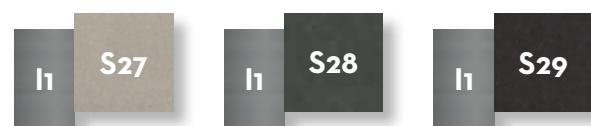
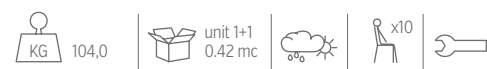
	Width	Depth	Height
cm	150	150	74
inch	59.1	59.1	29.1



DINING TABLE 250X100 / CODE: GEOTP250



	Width	Depth	Height
cm	250	100	74
inch	98.4	39.4	29.1





Argocollection // Wood

Design Ludovica Serafini + Roberto Palomba

Collezione ispirata al tema della scatola di legno, si presenta con un linguaggio rigoroso, pulito e geometrico, caratterizzata da grandi fascioni laterali che contengono la cuscineria e rendono la seduta profonda ed accogliente. A questo gioco abbiamo voluto unire dei piedi a slitta creando così una magica sospensione dell'imbottito e delle proporzioni. La collezione si arricchisce con un imbottito dalla forma scultorea, caratterizzata da un avvolgente volume intrecciato. Generose le sedute imbottite e il particolare piede in legno che dialoga perfettamente con gli altri elementi della collezione.

Argo collection is inspired by the theme of the wooden box and shows a rigorous, clean and geometrical language. The collection is characterized by big lateral waistbands that contain the cushions and make the seat deep and cosy. To this play we intentionally added a sled base in order to create a magical suspension of padding and of proportions. The collection is enriched by a padding with sculptural shape, whose peculiarity is an all-embracing intertwined volume. The abundant padded seats and the particular wood feet, perfectly dialogue with the other element of the collection.











Argocollection
// Wood

sunbed
accoya wood in natural teak colour
cushions in ocean blue colour



Argo collection

// Wood

sofa sx & sofa xl dx
accoya wood frame in natural teak colour
cushions in reggae ivory colour
deco in natural ivory, plain beige & canapa light colour





Argo collection

// Wood

sofa love seat
accoya wood in natural teak colour
snowy colour rope
cushions in white-beige colour
deco in white-beige & plain beige colour















Argocollection
//Wood

dining table 165x165 & dining armchair
accoya wood frame in natural teak colour
dark grey colour rope
cushions in mambo pearl colour










Argocollection
// Wood

sunbed
accoya wood in palissandro colour
cushions in white-beige colour




Argo collection // Wood

Design Ludovica Serafini + Roberto Palomba

Finishing

Accoya wood frame

Synthetic rope



palissandro colour



natural teak colour



dark grey



snowy



blue

Seat / back / armrest fabric cushions



mambo pearl




white-beige



plain white



ocean blue



reggae ivory

Pillows fabric 60x40 45x45 45x25 (optional)



mambo pearl



natural ivory



plain mud



white-mud



plain grey



plain ochre



plain beige



white-beige



outmap blue



plain white



ocean blue

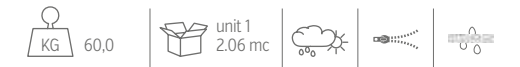


canapa light



reggae ivory

SOFA / CODE: AGODIV



	Width	Depth	Height	H. armrest	H. seat	H. cushion
cm	240	95	65	60	40	25
inch	94.5	37.4	25.6	23.6	15.7	9.8



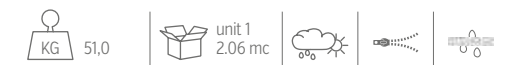
SOFA DX / CODE: AGODX



	Width	Depth	Height	H. armrest	H. seat	H. cushion
cm	218	95	65	60	40	25
inch	85.8	37.4	25.6	23.6	15.7	9.8



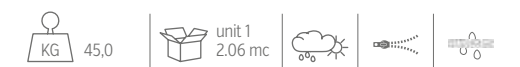
SOFA SX / CODE: AGOSX



	Width	Depth	Height	H. armrest	H. seat	H. cushion
cm	218	95	65	60	40	25
inch	85.8	37.4	25.6	23.6	15.7	9.8



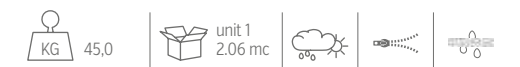
SOFA DX + POUF / CODE: AGODXPUF



	Width	Depth	Height	H. armrest	H. seat	H. cushion
cm	218	95	65	60	40	25
inch	85.8	37.4	25.6	23.6	15.7	9.8



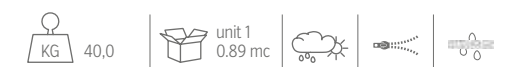
SOFA SX + POUF / CODE: AGOSXPUF



	Width	Depth	Height	H. armrest	H. seat	H. cushion
cm	218	95	65	60	40	25
inch	85.8	37.4	25.6	23.6	15.7	9.8



SOFA CX / CODE: AGOCX



	Width	Depth	Height	H. seat	H. cushion
cm	98	95	65	40	25
inch	38.6	37.4	25.6	15.7	9.8



SOFA CORNER DX / CODE: AGODIVANGDX



	Width	Depth	Height	H. armrest	H. seat	H. cushion
cm	240	95	65	60	40	25
inch	94.5	37.4	25.6	23.6	15.7	9.8



SOFA CORNER SX / CODE: AGODIVANGSX



	Width	Depth	Height	H. armrest	H. seat	H. cushion
cm	240	95	65	60	40	25
inch	94.5	37.4	25.6	23.6	15.7	9.8



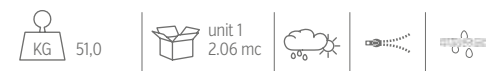
SOFA DX CORNER / CODE: AGODXANG



	Width	Depth	Height	H. armrest	H. seat	H. cushion
cm	218	95	65	60	40	25
inch	85.8	37.4	25.6	23.6	15.7	9.8



SOFA SX CORNER / CODE: AGOSXANG



	Width	Depth	Height	H. armrest	H. seat	H. cushion
cm	218	95	65	60	40	25
inch	85.8	37.4	25.6	23.6	15.7	9.8



SOFA + POUF DX / CODE: AGODIVPUFDX



	Width	Depth	Height	H. armrest	H. seat	H. cushion
cm	196	95	65	40	25	25
inch	77.2	37.4	25.6	15.7	9.8	9.8



SOFA + POUF SX / CODE: AGODIVPUFSX



	Width	Depth	Height	H. armrest	H. seat	H. cushion
cm	196	95	65	40	25	25
inch	77.2	37.4	25.6	15.7	9.8	9.8



SOFA + COFFEE TABLE DX / CODE: AGODIVTCDX



	Width	Depth	Height	H. seat	H. cushion
cm	196	95	65	40	25
inch	77.2	37.4	25.6	15.7	9.8



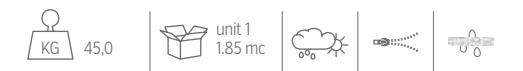
SOFA + COFFEE TABLE SX / CODE: AGODIVTCSX



	Width	Depth	Height	H. seat	H. cushion
cm	196	95	65	40	25
inch	77.2	37.4	25.6	15.7	9.8



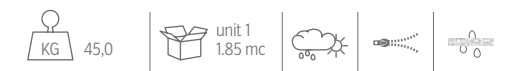
SOFA LOUNGE XL DX / CODE: AGOXLDX



	Width	Depth	Height	H. armrest	H. seat	H. cushion
cm	120	160	65	60	40	25
inch	47.2	63.0	25.6	23.6	15.7	9.8



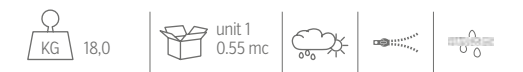
SOFA LOUNGE XL SX / CODE: AGOXL SX



	Width	Depth	Height	H. armrest	H. seat	H. cushion
cm	120	160	65	60	40	25
inch	47.2	63.0	25.6	23.6	15.7	9.8



POUF / CODE: AGO PUF



	Width	Depth	Height	H. cushion
cm	98	95	40	25
inch	38.6	37.4	15.7	9.8



SOFA LOVE SEAT / CODE: AGODIVLOV

KG 28,0 | unit 1 1.47 mc | ☁️ | 🔩 | ⚙️



	Width	Depth	Height	H. seat	H. cushion
cm	185	95	76	38	23
inch	72.8	37.4	29.9	15.0	9.1



LIVING ARMCHAIR / CODE: AGOPL

KG 12,0 | unit 1 0.57 mc | ☁️ | 🔩 | ⚙️



	Width	Depth	Height	H. seat	H. cushion
cm	90	80	76	38	23
inch	35.4	31.5	29.9	15.0	9.1



COFFEE TABLE 180x94 / CODE: AGOTC180

KG 51,0 | unit 1 0.78 mc | ☁️



	Width	Depth	Height
cm	180	94	33
inch	70.9	37.0	13



COFFEE TABLE 107x107 / CODE: AGOTC107

KG 37,0 | unit 1 0.55 mc | ☁️



	Width	Depth	Height
cm	107	107	33
inch	42.1	42.1	13



COFFEE TABLE 95x67 / CODE: AGOTC95

KG 19,0 | unit 1 0.32 mc | ☁️



	Width	Depth	Height
cm	95	67	33
inch	37.4	26.4	13



DINING TABLE 95x95 / CODE: AGOTP95

KG 31,0 | unit 1 0.46 mc | ☁️ | 🪑 x4 | 🔩



	Width	Depth	Height
cm	95	95	75
inch	37.4	37.4	30



DINING TABLE 165x165 / CODE: AGOTP165

KG 94,0 | unit 1 0.65 mc | ☁️ | 🪑 x8 | 🔩



	Width	Depth	Height
cm	165	165	75
inch	65.0	65.0	30



DINING TABLE 220x110 / CODE: AGOTP220

KG 89,0 | unit 1 0.58 mc | ☁️ | 🪑 x8 | 🔩



	Width	Depth	Height
cm	220	110	75
inch	86.6	43.3	30



DINING TABLE 280x110 / CODE: AGOTP280

KG 103,0 | unit 1 0.73 mc | ☁️ | 🪑 x10 | 🔩



	Width	Depth	Height
cm	280	110	75
inch	110.2	43.3	30



DINING CHAIR / CODE: AGOPP

KG 6,0 | unit 1 0.26 mc | ☁️ | 🔩 | ⚙️



	Width	Depth	Height	H. seat	H. cushion
cm	58	52	74	45	8
inch	22.8	20.5	29	17.7	3.1



SUNBED / CODE: AGOLET

KG 22,0 | unit 1 0.84 mc | ☁️ | 🔩 | ⚙️ | 🪑



	Width	Depth	Height	H. cushion
cm	205	95	36	25
inch	80.7	37.4	14	9.8





Argocollection // Alu Design Ludovica Serafini + Roberto Palomba

Argo, un nome evocativo, ricorda l'antica e mitologica nave che veleggiò tra le isole greche alla ricerca del vello d'oro. Argo alluminio è un sistema di arredi outdoor che coniuga una grande ricerca estetica e una grande libertà sul piano compositivo. Argo è un progetto caratterizzato da un'estetica contemporanea; alla rigorosa struttura in alluminio si contrappone la generosità dei cuscini imbottiti. La struttura rivestita in cinghie elastiche ne sottolinea le forme profonde ed accoglienti, ad essa sono uniti dei piedi a slitta che creano una magica sospensione dell'imbottito e delle proporzioni.

Argo, a mythological name, that is inspired by the mythological wooden boat that sailed around the Greek islands, in search of the legendary golden fleece. Argo aluminum is an outdoor furnishing system that is a perfect match of a great aesthetic experimentation and extraordinary versatility in terms of personalization. Argo is a project characterized by a contemporary aesthetic. The generous size of the upholstered cushions offsets the austerity of the aluminum structure. The frame covered by elastic belts emphasises the deep and cosy shapes which characterize the collection, magically suspended on the sledge feet which create a perfect balance between the upholstery and the shapes of this new modular sofa.








Argocollection
// Alu

sunbed
white frame
cushions in mambo pearl colour
belt in light grey colour














Argocollection
// Alu

lounge armchair
graphite frame
cushions in plain mud colour
leaf coffee table d 60 in vitter dark grey







Argocollection


// Alu

lounge armchair

ruby red frame

cushions in bordeaux colour

deco in bordeaux & mambo red colour



Argocollection // Alu


Design Ludovica Serafini + Roberto Palomba

Finishing

Aluminium frame



white



graphite



ruby red

Elastic belt



dark grey




light grey



ecru soft touch

Gres table top



calacatta 12mm



limestone 12mm



grey moon 12mm

Seat / back / armrest fabric cushions



mambo pearl



mambo red



plain mud

Pillows fabric 60x40 45x25 (optional)



mambo pearl



plain taupe



mambo white



mambo red



plain bordeaux



plain mud

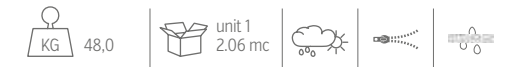


white-mud

SOFA / CODE: AGOALUDIV



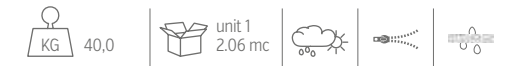
	Width	Depth	Height	H. armrest	H. seat	H. cushion
cm	240	95	65	60	40	25
inch	94.5	37.4	25.6	23.6	15.7	9.8



SOFA DX / CODE: AGOALUDX



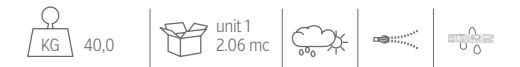
	Width	Depth	Height	H. armrest	H. seat	H. cushion
cm	218	95	65	60	40	25
inch	85.8	37.4	25.6	23.6	15.7	9.8



SOFA SX / CODE: AGOALUSX



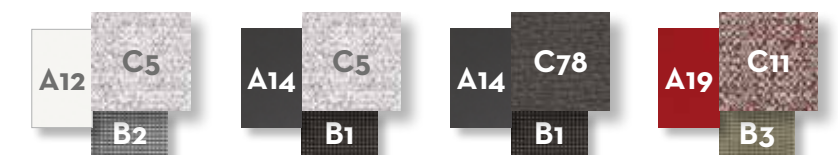
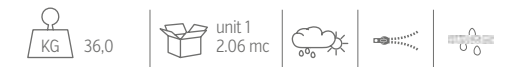
	Width	Depth	Height	H. armrest	H. seat	H. cushion
cm	218	95	65	60	40	25
inch	85.8	37.4	25.6	23.6	15.7	9.8



SOFA DX + POUF / CODE: AGOALUDXPUF



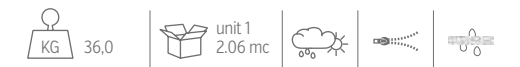
	Width	Depth	Height	H. armrest	H. seat	H. cushion
cm	218	95	65	60	40	25
inch	85.8	37.4	25.6	23.6	15.7	9.8



SOFA SX + POUF / CODE: AGOALUSXPUF



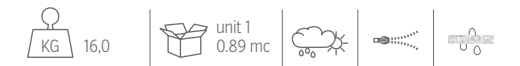
	Width	Depth	Height	H. armrest	H. seat	H. cushion
cm	218	95	65	60	40	25
inch	85.8	37.4	25.6	23.6	15.7	9.8



SOFA CX / CODE: AGOALUCX



	Width	Depth	Height	H. seat	H. cushion
cm	98	95	65	40	25
inch	38.6	37.4	25.6	15.7	9.8



SOFA CORNER DX / CODE: AGOALUANGDX



	Width	Depth	Height	H. armrest	H. seat	H. cushion
cm	240	95	65	60	40	25
inch	94.5	37.4	25.6	23.6	15.7	9.8



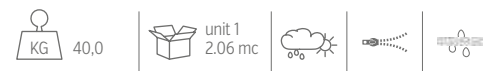
SOFA CORNER SX / CODE: AGOALUANGSX



	Width	Depth	Height	H. armrest	H. seat	H. cushion
cm	240	95	65	60	40	25
inch	94.5	37.4	25.6	23.6	15.7	9.8



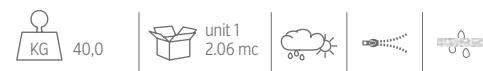
SOFA DX CORNER / CODE: AGOALUDXANG



	Width	Depth	Height	H. armrest	H. seat	H. cushion
cm	218	95	65	60	40	25
inch	85.8	37.4	25.6	23.6	15.7	9.8



SOFA SX CORNER / CODE: AGOALUSXANG



	Width	Depth	Height	H. armrest	H. seat	H. cushion
cm	218	95	65	60	40	25
inch	85.8	37.4	25.6	23.6	15.7	9.8



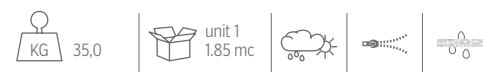
SOFA XL DX / CODE: AGOALUXLDX



	Width	Depth	Height	H. armrest	H. seat	H. cushion
cm	120	160	65	60	40	25
inch	47.2	63.0	25.6	23.6	15.7	9.8



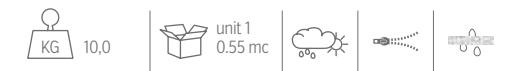
SOFA XL SX / CODE: AGOALUXLSX



	Width	Depth	Height	H. armrest	H. seat	H. cushion
cm	120	160	65	60	40	25
inch	47.2	63.0	25.6	23.6	15.7	9.8



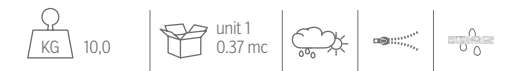
POUF / CODE: AGOALUPUF



	Width	Depth	Height	H. seat	H. cushion
cm	98	95	40	25	25
inch	38.6	37.4	15.7	9.8	9.8



LOUNGE ARMCHAIR / CODE: AGOALUPL



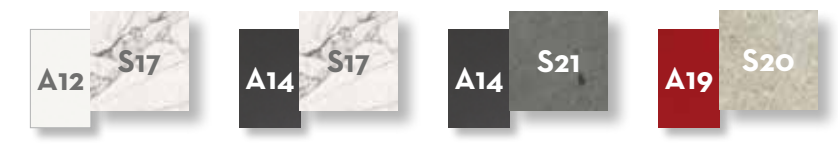
	Width	Depth	Height	H. seat	H. cushion
cm	70	68	64	40	17
inch	27.6	26.8	25.2	15.7	6.7



COFFEE TABLE 100X95 / CODE: AGOALUTC100



	Width	Depth	Height
cm	100	95	16
inch	39.4	37.4	6.3



COFFEE TABLE 113X80 / CODE: AGOALUTC113



	Width	Depth	Height
cm	113	80	33
inch	44.5	31.5	13.0



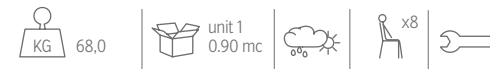
COFFEE TABLE 157X80 / CODE: AGOALUTC157



	Width	Depth	Height
cm	157	80	33
inch	61.8	31.5	13.0



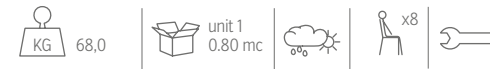
DINING TABLE 157X157 / CODE: AGOALUTP157



	Width	Depth	Height
cm	157	157	76
inch	61.8	61.8	29.9



DINING TABLE 220X100 / CODE: AGOALUTP220



	Width	Depth	Height
cm	220	100	76
inch	86.6	39.4	29.9



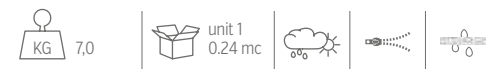
DINING TABLE 290X100 / CODE: AGOALUTP290



	Width	Depth	Height
cm	290	100	76
inch	114.2	39.4	29.9



DINING ARMCHAIR / CODE: AGOALUPP




	Width	Depth	Height	H. seat	H. cushion
cm	56	54	69	46	6
inch	22.0	21.3	27.2	18.1	2.4



SUNBED / CODE: AGOALULET



	Width	Depth	Height	H. cushion
cm	205	91	33	15
inch	80.7	35.8	13.0	5.9





Cruisecollection // Teak

Design Ludovica Serafini + Roberto Palomba

Ispirata al mondo della nautica, la collezione Cruise nasce dal desiderio di rievocare le emozioni uniche che solo una traversata nei mari più belli del mondo può regalare. L'uso di materiali nobili come il legno nella base, associato ad un'accurata selezione dei tessuti, conferisce un appeal elegante sofisticato all'intera linea. La corda, vera protagonista, avvolge schienali e braccioli di ogni elemento di seduta della collezione: poltrone living, divani modulari o a struttura fissa e poltroncine pranzo.

Inspired by the nautical world, Cruise collection is built upon the desire to recall the unique emotions of sailing in the most beautiful seas in the world. The use of fine materials, such as the wood in the base, and an accurate fabrics' selection convey to the entire collection an elegant and sophisticated appeal. The rope plays the lead role in this collection and is intertwined with the armrests and backrests of every seating element: living armchairs, fixed and modular sofas and dining armchairs.









Cruisecollection

// Teak

daybed
smoke teak frame
sand colour rope
cushions in twill beige colour
deco in twill beige, rose, twill red & rose colour





Cruisecollection // Teak

sofa
smoke teak frame
sand colour rope
cushions & deco in mambo taupe colour





Cruisecollection // Teak

sofa lounge xl, pouff 150x150 & coffee table 45x90
smoke teak frame
sand colour rope
cushions in mambo taupe colour
deco in twill red, rose & mambo taupe colour













Cruisecollection // Teak

armchair & dining table
smoke teak frame
dark grey colour rope
cushions in slate grey colour
top in gres elegant black colour





Cruise collection // Teak

Design Ludovica Serafini + Roberto Palomba

Finishing

Wood frame



smoke teak

Synthetic rope



sand



dark grey

Synthetic elastic belt



ecru soft touch



dark grey soft touch

Backrest / armrest fabric cushions



mambo taupe



twill beige



slate grey



white

Pillows fabric 60x40 45x25 (optional)



mambo taupe



twill beige



outmap sand



twill red



rose



slate grey



salt and pepper



natural grey

Gres table top



elegant black 6mm

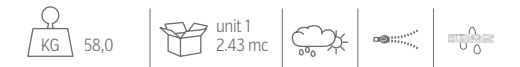


capraia 6mm

SOFA 3 SEATER / CODE: CRULDIV



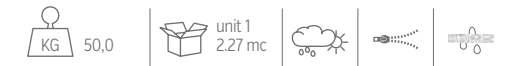
	Width	Depth	Height	H. armrest	H. seat	H. cushion
cm	245	110	73	63	37	16
inch	96.5	43.3	28.7	24.8	14.6	6.3



SOFA DX / CODE: CRULDIVDX



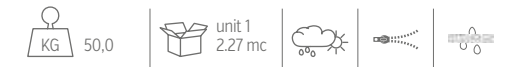
	Width	Depth	Height	H. armrest	H. seat	H. cushion
cm	230	110	73	63	37	16
inch	90.6	43.3	28.7	24.8	14.6	6.3



SOFA SX / CODE: CRULDIVSX



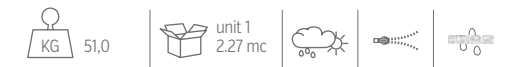
	Width	Depth	Height	H. armrest	H. seat	H. cushion
cm	230	110	73	63	37	16
inch	90.6	43.3	28.7	24.8	14.6	6.3



SOFA CORNER DX / CODE: CRULANGDX



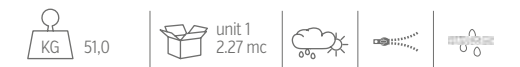
	Width	Depth	Height	H. seat	H. cushion
cm	230	110	73	37	16
inch	90.6	43.3	28.7	14.6	6.3



SOFA CORNER SX / CODE: CRULANGSX



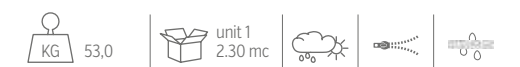
	Width	Depth	Height	H. seat	H. cushion
cm	230	110	73	37	16
inch	90.6	43.3	28.7	14.6	6.3



SOFA LOUNGE XL DX / CODE: CRULXLDX



	Width	Depth	Height	H. armrest	H. seat	H. cushion
cm	155	175	73	63	37	16
inch	61.0	68.9	28.7	24.8	14.6	6.3



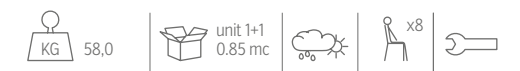
SOFA LOUNGE XL SX / CODE: CRULXLSX



	Width	Depth	Height	H. armrest	H. seat	H. cushion
cm	155	175	73	63	37	16
inch	61.0	68.9	28.7	24.8	14.6	6.3



DINING TABLE 240X110 / CODE: CRULTP240



	Width	Depth	Height	H. armrest	H. seat	H. cushion
cm	240	110	75	49	40	20
inch	94.5	43.3	29.5	19.3	15.7	7.9



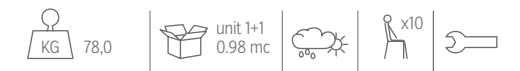
LIVING ARMCHAIR / CODE: CRULPL



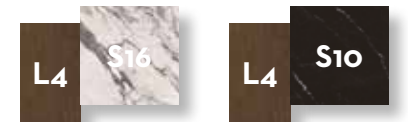
	Width	Depth	Height	H. armrest	H. seat	H. cushion
cm	85	90	72	56	37	16
inch	33.5	35.4	28.3	22.0	14.6	6.3



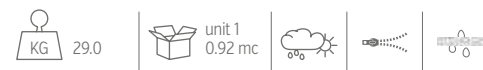
DINING TABLE 320X120 / CODE: CRULTP320



	Width	Depth	Height
cm	320	120	75
inch	126.0	47.2	29.5



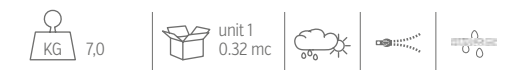
POUF 150X150 / CODE: CRULPUF



	Width	Depth	Height
cm	150	150	26
inch	59.1	59.1	10.2



DINING CHAIR / CODE: CRULPP




	Width	Depth	Height	H. armrest	H. seat	H. cushion
cm	63	58	74	66	48	5
inch	24.8	22.8	29.1	26.0	18.9	2.0



COFFEE TABLE 45X90 / CODE: CRULTC45



	Width	Depth	Height
cm	90	45	26
inch	35.4	17.7	10.2



SUNBED / CODE: CRULLET




	Width	Depth	Height	H. cushion
cm	208	92	34	8
inch	81.9	36.2	13.4	3.1



COFFEE TABLE 160X90 / CODE: CRULTC160



	Width	Depth	Height
cm	160	90	26
inch	63.0	35.4	10.2



DAYBED / CODE: CRULBED




	Width	Depth	Height	H. armrest	H. seat	H. cushion
cm	218	204	201	63	28	17
inch	85.8	80.3	79.1	24.8	11.0	6.7



CONSOLLE 160X40 / CODE: CRULCON160



	Width	Depth	Height
cm	160	40	65
inch	63.0	15.7	25.6





Cruisecollection // Alu


Design Ludovica Serafini + Roberto Palomba

L'eleganza e il sofisticato appeal della collezione unite alla contemporaneità dell'alluminio delle strutture danno vita alla Cruise Alu. La collezione è caratterizzata da una base in alluminio con piedini pressofusi. La tecnica della pressofusione ha permesso di progettare nel dettaglio il piede che si fa elemento distintivo della collezione donando all'imbottito e ai tavoli un maggiore impatto estetico.

The elegance and the sophisticated appeal of the Cruise Teak combined to the modernity of the aluminium frames give life to the Cruise Alu. The collection is characterized by the use of an aluminium base with die-cast aluminium feet. Die-casting process allows to design accurately the foot, that becomes a distinctive element of this range and improves the aesthetic impact of sofas and tables.











Cruisecollection

// Alu

sunbed
white frame
cushions in mambo sand colour






Cruisecollection

// Alu

sofa love seat, living armchair & Panama coffee table 50x50, 70x70
graphite frame
dark grey colour rope
cushions in dark grey colour
deco in city life pattern
top in gres calacatta







Cruisecollection

// Alu

sofa dx, sofa xl sx & side table
graphite frame
dark grey colour rope
cushions in white-cool grey colour
deco in city life pattern
top in ceppo di gré









Cruisecollection

// Alu

sofa love seat, living armchair
teal green colour frame
teal green colour rope
cushions in outmap turquoise colour
deco in plain bordeaux colour





Cruise collection // Alu

Design Ludovica Serafini + Roberto Palomba

Finishing


Aluminium frame



teal green



white



graphite

Seat / backrest / armrest fabric cushions



dark grey



mambo sand



outmap turquoise



mambo white-cool grey

Synthetic rope




dark grey



sand



teal green



calacatta 12mm



ceppo di gré 12mm

Gres table top

Pillows fabric 60x40 45x25 (optional)



twill yellow



ocean pattern



city life pattern



dark grey



plain white



mambo sand



outmap turquoise



plain beige



alga



mambo white-cool grey

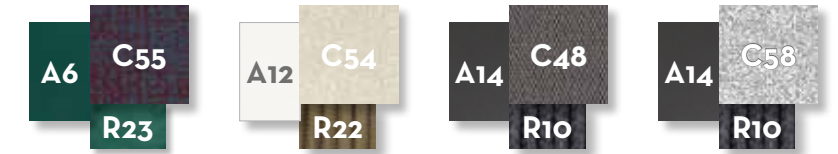
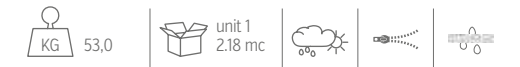


plain bordeaux

SOFA 3 SEATER/ CODE: CRUALUDIV



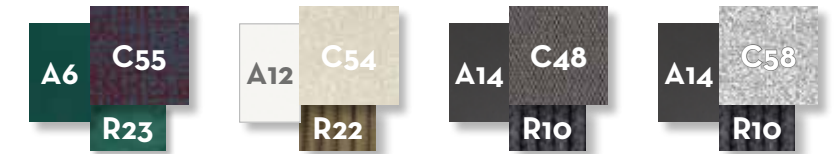
	Width	Depth	Height	H. armrest	H. seat	H. cushion
cm	242	101	71	60	43	16
inch	95.3	39.8	28.0	23.6	16.9	6.3



SOFA DX / CODE: CRUALUDIVDX



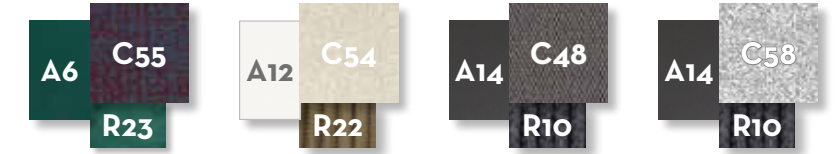
	Width	Depth	Height	H. armrest	H. seat	H. cushion
cm	228	101	71	60	43	16
inch	89.8	39.8	28.0	23.6	16.9	6.3



SOFA SX / CODE: CRUALUDIVSX



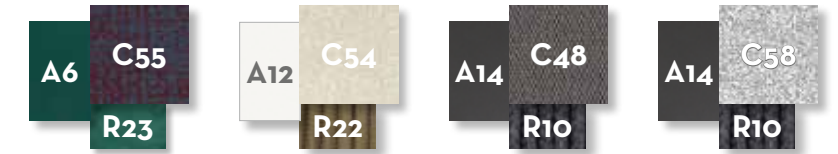
	Width	Depth	Height	H. armrest	H. seat	H. cushion
cm	228	101	71	60	43	16
inch	89.8	39.8	28.0	23.6	16.9	6.3



SOFA CORNER DX / CODE: CRUALUANGDX



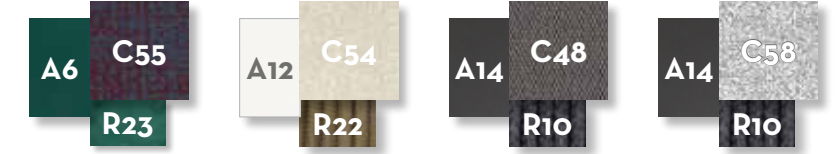
	Width	Depth	Height	H. seat	H. cushion
cm	228	101	71	43	16
inch	89.8	39.8	28.0	16.9	6.3



SOFA CORNER SX / CODE: CRUALUANGSX



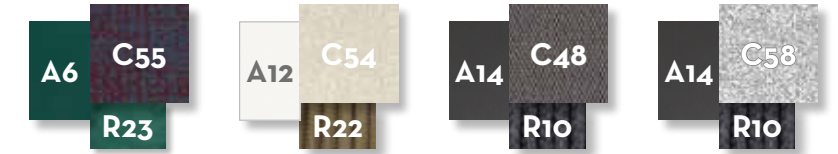
	Width	Depth	Height	H. seat	H. cushion
cm	228	101	71	43	16
inch	89.8	39.8	28.0	16.9	6.3



SOFA LOUNGE XL DX / CODE: CRUALUXLDX



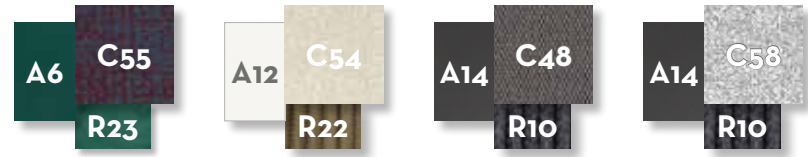
	Width	Depth	Height	H. armrest	H. seat	H. cushion
cm	155	176	71	60	43	16
inch	61.0	69.3	28.0	23.6	16.9	6.3



SOFA LOUNGE XL SX / CODE: CRUALUXLSX




	Width	Depth	Height	H. armrest	H. seat	H. cushion
cm	155	176	71	60	43	16
inch	61.0	69.3	28.0	23.6	16.9	6.3



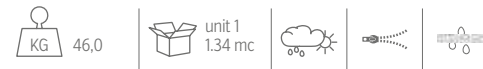
COFFEE TABLE 160X90 / CODE: CRUALUTC160



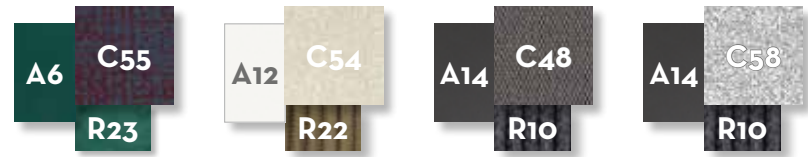
	Width	Depth	Height
cm	160	90	35
inch	63.0	35.4	13.8



SOFA CX 2 SEATER / CODE: CRUALUCX2




	Width	Depth	Height	H. seat	H. cushion
cm	165	101	71	43	16
inch	65.0	39.8	28.0	16.9	6.3



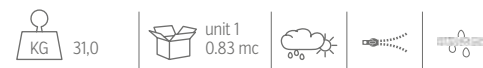
COFFEE TABLE 120X120 / CODE: CRUALUTC120



	Width	Depth	Height
cm	120	120	35
inch	47.2	47.2	13.8



BENCH / CODE: CRUALUBEN




	Width	Depth	Height	H. cushion
cm	165	92	43	16
inch	65.0	36.2	16.9	6.3



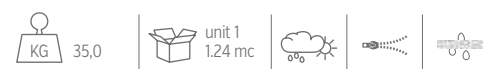
ROUND COFFEE TABLE D120 / CODE: CRUALUTCT120



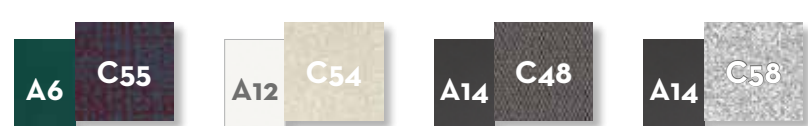
	Width	Depth	Height
cm	120	120	35
inch	47.2	47.2	13.8



POUF 150X150 / CODE: CRUALUPUF




	Width	Depth	Height	H. cushion
cm	150	150	43	16
inch	59.1	59.1	16.9	6.3



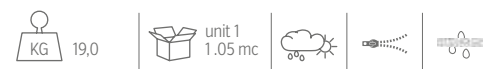
SIDE TABLE / CODE: CRUALUTL



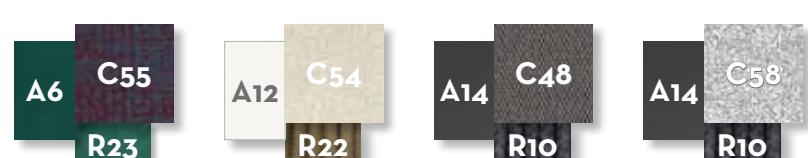
	Width	Depth	Height
cm	45	95	6
inch	17.7	37.4	2.4



SOFA LOVE SEAT / CODE: CRUALULOV




	Width	Depth	Height	H. armrest	H. seat	H. cushion
cm	163	79	71	58	40	16
inch	64.2	31.1	28.0	22.8	15.7	6.3



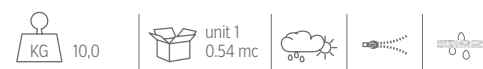
ROUND DINING TABLE D 150 / CODE: CRUALUTPT150



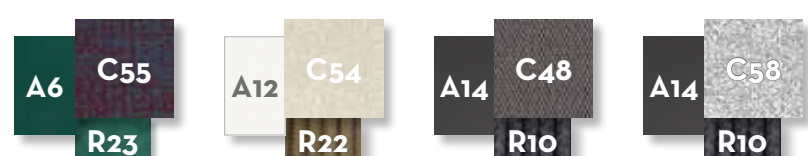
	Width	Depth	Height
cm	150	150	75
inch	59.1	59.1	29.5



LIVING ARMCHAIR / CODE: CRUALUPL




	Width	Depth	Height	H. armrest	H. seat	H. cushion
cm	96	79	71	58	40	16
inch	37.8	31.1	28.0	22.8	15.7	6.3



DINING TABLE 150X150 / CODE: CRUALUTP150



	Width	Depth	Height
cm	150	150	75
inch	59.1	59.1	29.5



DINING TABLE 250X100 / CODE: CRUALUTP250



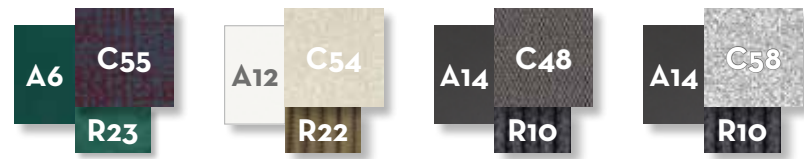
	Width	Depth	Height
cm	250	100	75
inch	98.4	39.4	29.5



DINING ARMCHAIR / CODE: CRUALUPP



	Width	Depth	Height	H. armrest	H. seat	H. cushion
cm	69	66	74	66	47	5
inch	27.2	26.0	29.1	26.0	18.5	2.0



SUNBED / CODE: CRUALULET



	Width	Depth	Height	H. cushion
cm	200	90	30	8
inch	78.7	35.4	11.8	3.1





Leafcollection

Design Marco Acerbis

Una collezione che si ispira alla natura con cui il mondo outdoor dialoga costantemente. La leggerezza dei petali di un fiore e la loro eleganza sono stati l'incipit per una nuova collezione dove alle proporzioni curate ma generose si unisce il comfort di una cuscineria di grande morbidezza e sensualità. I piedini sono snelli e slanciati per creare un forte senso di sospensione della cuscineria dei divani che sembra galleggiare nell'aria come un fiore sul suo gambo. Tutti questi dettagli e queste sensazioni sono poi naturalmente trasportate nello sviluppo dell'intera collezione che comprende il tavolo, i tavoli da caffè, le sedie ed il lettino prendisole.

Leaf is a collection inspired by nature, with which the outdoor world is in constant dialogue. The lightness of a flower's petals and their elegance have been the incipit for a new collection where the careful but generous proportions are combined with the comfort of cushions of great softness and sensuality. The feet are slender and slender to create a strong sense of suspension of the sofa cushions that seem to float in the air like a flower on its stalk. All these details and sensations are then naturally carried over into the development of the entire collection, which includes the table, coffee tables, chairs and sun lounger.









Leafcollection

sofa
graphite frame
cushions in inkas bronze colour
deco in inkas bronze, inkas white & inkas pattern
backrest covering in woven dark grey colour







Leafcollection

sunbed
graphite frame
cushions in inkas bronze colour





Leafcollection

dining chair & extending dining table 200/260x100
graphite frame
cushions in ash colour
backrest covering in woven light grey colour
gres table top in dark grey colour







Leafcollection

living armchair
white frame
cushions in silver colour
deco in aquamarine & antique green colour
backrest covering in woven light grey colour
table top accoya wood in natural teak colour





Leafcollection

sunbed
white frame
cushions in silver colour







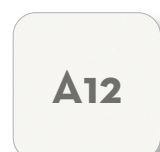


Leaf collection

Design Marco Acerbis

Finishing

Aluminium frame



white



graphite



mokka

Covering backrest / armrest fabric



woven light grey



woven dark grey



woven dove

Vitter table top



light metal



dark grey



corten

Accoya table top



natural teak colour



dark grey



beige

Gres table top

Seat / backrest / armrest fabric cushions



dove mélange



ash



silver



inkas bronze



inkas pattern



iris sand

Pillows fabric 60x60 45x45 (optional)



dove mélange



dark grey



dark green



ash



silver



plain grey



plain white



aquamarine



inkas bronze



inkas ivory



inkas pattern



antique green



iris sand



iris white

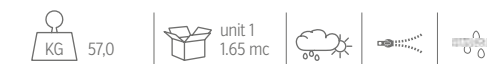


mambo line pattern

SOFA 3 SEATER / CODE: LEADIV3



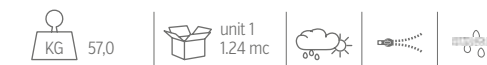
	Width	Depth	Height	H. armrest	H. seat	H. cushion
cm	260	84	69	58	41	17
inch	102,4	33,1	27,2	22,8	16,1	6,7



SOFA 2 SEATER / CODE: LEADIV2



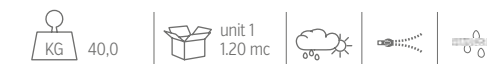
	Width	Depth	Height	H. armrest	H. seat	H. cushion
cm	195	84	69	58	41	17
inch	76,8	33,1	27,2	22,8	16,1	6,7



SOFA DX / CODE: LEADX



	Width	Depth	Height	H. armrest	H. seat	H. cushion
cm	190	84	69	58	41	17
inch	74,8	33,1	27,2	22,8	16,1	6,7



SOFA SX / CODE: LEASX



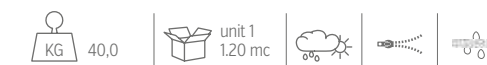
	Width	Depth	Height	H. armrest	H. seat	H. cushion
cm	190	84	69	58	41	17
inch	74,8	33,1	27,2	22,8	16,1	6,7



SOFA CORNER DX / CODE: LEADXANG



	Width	Depth	Height	H. seat	H. cushion
cm	190	84	69	41	17
inch	74,8	33,1	27,2	16,1	6,7



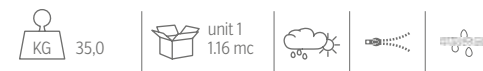
SOFA CORNER SX / CODE: LEASXANG



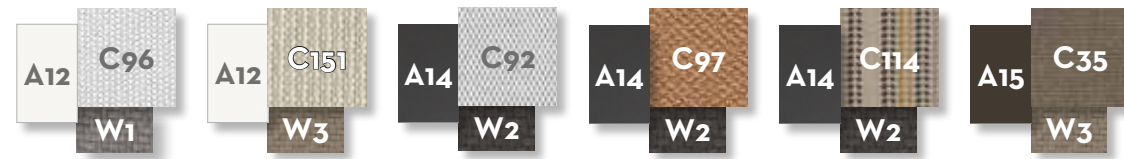
	Width	Depth	Height	H. seat	H. cushion
cm	190	84	69	41	17
inch	74,8	33,1	27,2	16,1	6,7



SOFA CX / CODE: LEACX



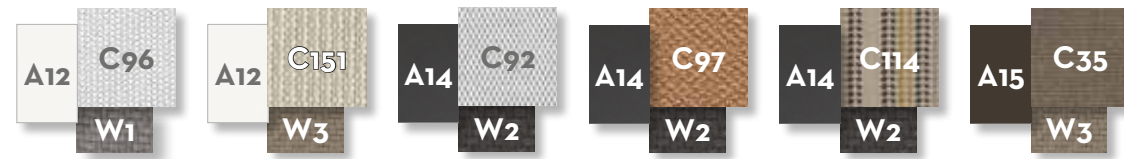
	Width	Depth	Height	H. seat	H. cushion
cm	183	84	69	41	17
inch	72,0	33,1	27,2	16,1	6,7



SOFA LOUNGE XL DX / CODE: LEAXL DX



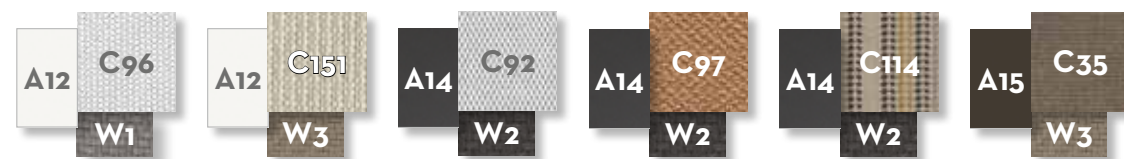
	Width	Depth	Height	H. armrest	H. seat	H. cushion
cm	132	158	69	58	41	17
inch	52,0	62,2	27,2	22,8	16,1	6,7



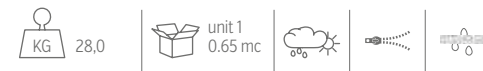
SOFA LOUNGE XL SX / CODE: LEAXLSX



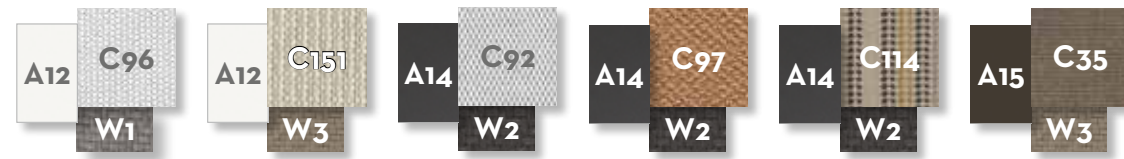
	Width	Depth	Height	H. armrest	H. seat	H. cushion
cm	132	158	69	58	41	17
inch	52,0	62,2	27,2	22,8	16,1	6,7



LIVING ARMCHAIR / CODE: LEAPL



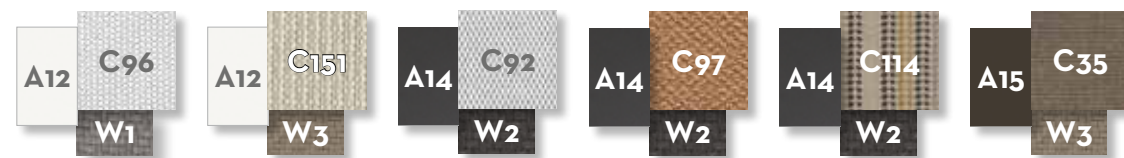
	Width	Depth	Height	H. armrest	H. seat	H. cushion
cm	102	84	69	58	41	17
inch	40,2	33,1	27,2	22,8	16,1	6,7



LOUNGE ARMCHAIR / CODE: LEAPLON



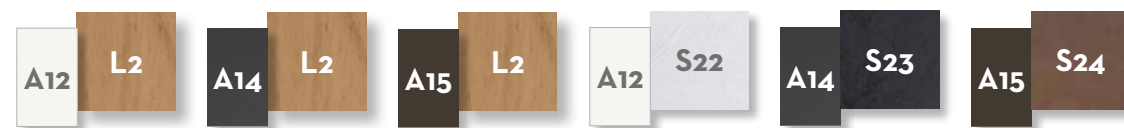
	Width	Depth	Height	H. seat	H. cushion
cm	64	66	73	43	6
inch	25,2	26,0	28,7	16,9	2,4



COFFEE TABLE 50X80 / CODE: LEATC5080



	Width	Depth	Height
cm	50	80	26
inch	19,7	31,5	10,2



COFFEE TABLE 70X100 / CODE: LEATC70100



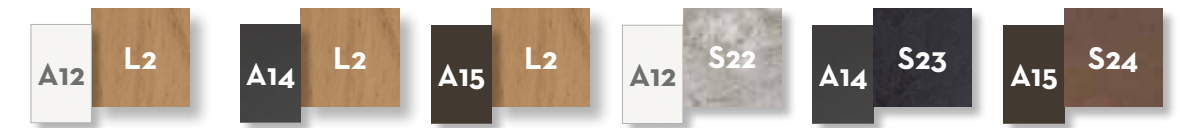
	Width	Depth	Height
cm	70	100	26
inch	27,6	39,4	10,2



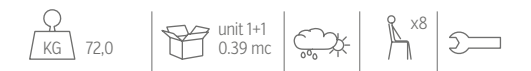
COFFEE TABLE 80X80 / CODE: LEATC8080



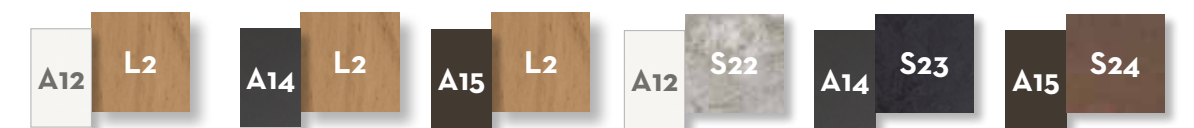
	Width	Depth	Height
cm	80	80	26
inch	31,5	31,5	10,2



DINING TABLE 150X150 / CODE: LEATP150



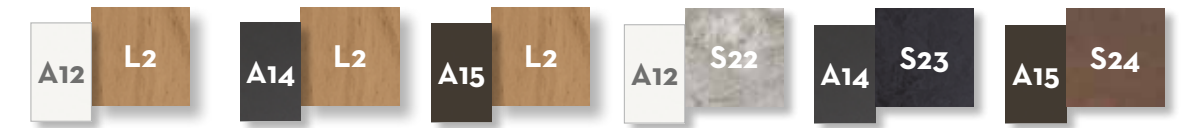
	Width	Depth	Height
cm	150	150	74
inch	59,1	59,1	29,1



EXTENDING DINING TABLE 160/215X95 / CODE: LEATP160ALL



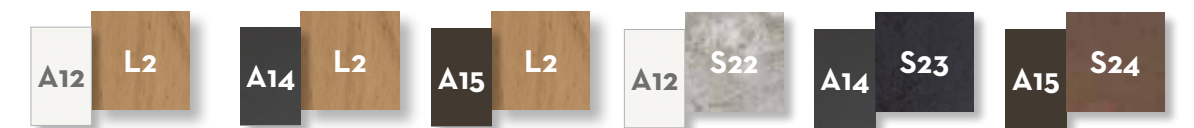
	Width	Depth	Height
cm	160/215	95	74
inch	63/84,6	37,4	29,1



EXTENDING DINING TABLE 200/260X100 / CODE: LEATP220ALL



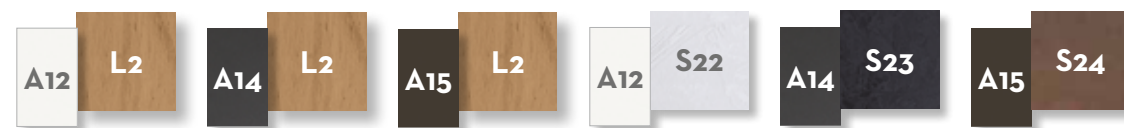
	Width	Depth	Height
cm	200/260	100	74
inch	78,7/102	39,4	29,1



COFFEE TABLE 50X80 / CODE: LEATC5080



	Width	Depth	Height
cm	50	80	26
inch	19,7	31,5	10,2



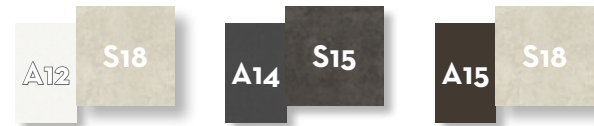
EXTRA VITTER PANEL 60X100 / CODE: LEAEXT Only for extending table 200x100



	Width	Depth	Height
cm	50	80	26
inch	19,7	31,5	10,2

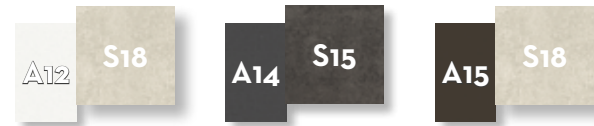


EXTENDING DINING TABLE 160/220X95 / CODE: LEATP160SA



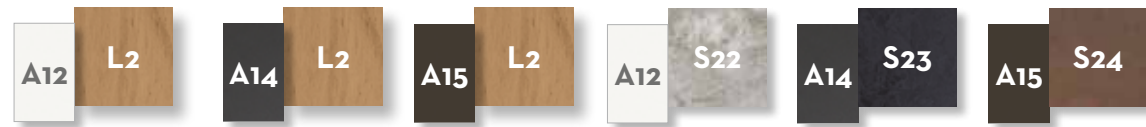
	Width	Depth	Height
cm	160/215	100	74
inch	63/84,6	39,4	29,1

EXTENDING DINING TABLE 200/260X100 / CODE: LEATP200SA



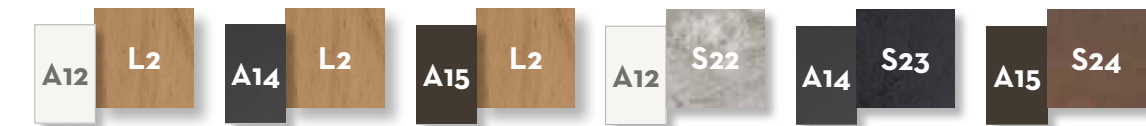
	Width	Depth	Height
cm	200/260	100	74
inch	78,7/102	39,4	29,1

DINING TABLE 220X100 / CODE: LEATP220



	Width	Depth	Height
cm	220	100	74
inch	86,6	39,4	29,1

DINING TABLE 300X110 / CODE: LEATP300



	Width	Depth	Height
cm	300	110	74
inch	118,1	43,3	29,1

DINING CHAIR / CODE: LEASP



	Width	Depth	Height	H. seat	H. cushion
cm	51	59	82	46	5
inch	20,1	23,2	32,3	18,1	2,0

SUNBED / CODE: LEALET



	Width	Depth	Height	H. cushion
cm	220	83	40	15
inch	112,2	37,4	27,6	15,7

DINING BASE H 63 / CODE: LEABSEP63 Only for top diam 110-130



	Width	Depth	Height
cm	70	70	63
inch	27,6	27,6	24,8

DINING BASE H 68 / CODE: LEABSEP68 Only for top diam 110-130

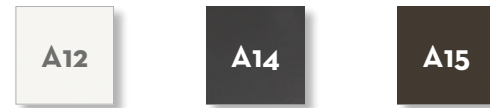


	Width	Depth	Height
cm	70	70	68
inch	27,6	27,6	26,8

BASE H 40 / CODE: LEABSE40 Only for top diam 45 - 60



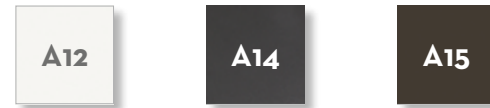
	Width	Depth	Height
cm	40	40	40
inch	15,7	15,7	15,7



BASE H 32/ CODE: LEABSE32 Only for top diam 70 - 80 - 90



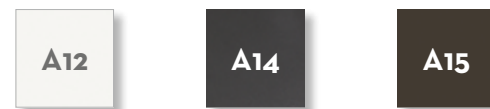
	Width	Depth	Height
cm	58	58	32
inch	22,8	22,8	12,6



CONTRACT BASE H 63 / CODE: LEABSEC62 Only for top diam 70 - 80 - 90



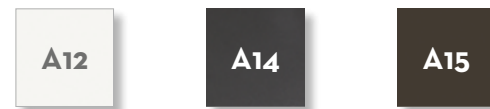
	Width	Depth	Height
cm	58	58	63
inch	22,8	22,8	24,4



CONTRACT BASE H 70 / CODE: LEABSEC70 Only for top diam 70 - 80 - 90



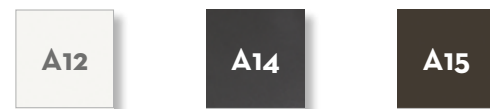
	Width	Depth	Height
cm	58	58	70
inch	22,8	22,8	27,6



BASE BAR H 102 / CODE: LEABSEB102 Only for top diam 70 - 80



	Width	Depth	Height
cm	58	58	102
inch	22,8	22,8	40,2



TOP ACCOYA WOOD IN NATURAL TEAK COLOUR



sp 25 mm 10 inch

DIMENSIONS		CODE	KG
cm	inch		
Ø 45	Ø 17,7	TOP-L2-45	2,0 kg
Ø 60	Ø 23,6	TOP-L2-60	3,5 kg
Ø 70	Ø 27,6	TOP-L2-70	5,0 kg
Ø 80	Ø 31,5	TOP-L2-80	6,5 kg
Ø 90	Ø 35,4	TOP-L2-90	8,0 kg
Ø 110	Ø 43,3	TOP-L2-110	13,0 kg
Ø 130	Ø 51,2	TOP-L2-130	17,0 kg

TOP VITTER LIGHT METAL



sp 12 mm 0,5 inch

DIMENSIONS		CODE	KG
cm	inch		
Ø 45	Ø 17,7	TOPVT-S22-45	3,5 kg
Ø 60	Ø 23,6	TOPVT-S22-60	6,0 kg
Ø 70	Ø 27,6	TOPVT-S22-70	8,0 kg
Ø 80	Ø 31,5	TOPVT-S22-80	10,0 kg
Ø 90	Ø 35,4	TOPVT-S22-90	13,0 kg
Ø 110	Ø 43,3	TOPVT-S22-110	25,0 kg
Ø 130	Ø 51,2	TOPVT-S22-130	35,0 kg

TOP VITTER DARK GREY



sp 12 mm 0,5 inch

DIMENSIONS		CODE	KG
cm	inch		
Ø 45	Ø 17,7	TOPVT-S23-45	3,5 kg
Ø 60	Ø 23,6	TOPVT-S23-60	6,0 kg
Ø 70	Ø 27,6	TOPVT-S23-70	8,0 kg
Ø 80	Ø 31,5	TOPVT-S23-80	10,0 kg
Ø 90	Ø 35,4	TOPVT-S23-90	13,0 kg
Ø 110	Ø 43,3	TOPVT-S23-110	25,0 kg
Ø 130	Ø 51,2	TOPVT-S23-130	35,0 kg

TOP VITTER CORTEN



sp 12 mm 0,5 inch

DIMENSIONS		CODE	KG
cm	inch		
Ø 45	Ø 17,7	TOPVT-S24-45	3,5 kg
Ø 60	Ø 23,6	TOPVT-S24-60	6,0 kg
Ø 70	Ø 27,6	TOPVT-S24-70	8,0 kg
Ø 80	Ø 31,5	TOPVT-S24-80	10,0 kg
Ø 90	Ø 35,4	TOPVT-S24-90	13,0 kg
Ø 110	Ø 43,3	TOPVT-S24-110	25,0 kg
Ø 130	Ø 51,2	TOPVT-S24-130	35,0 kg



Cliffcollection

Design Ludovica Serafini + Roberto Palomba

Nata dall'incontro tra accostamenti materici inaspettati e dalla ricerca di linguaggi sempre nuovi, la collezione Cliff è sinonimo di grande versatilità. I dettagli, realizzati con corde nautiche intrecciate e tessuti dai motivi geometrici, creano un senso di giocosità con un tocco super glamour. La varietà cromatica unita alla modularità delle strutture consente di disporre gli elementi in assoluta libertà, generando infinite possibilità di combinazione.

Cliff collection is based on the combination of different materials, born from the research of new ways of expression. It is synonymous of great versatility. The details, made with intertwined nautical cords and geometric-patterned fabrics, create a sense of playfulness with a super-glamorous touch. The chromatic variety combined with the modularity of the structures makes it possible to arrange the elements in absolute freedom, generating infinite combination of possibilities.







Cliffcollection

sofa lounge dx, sofa cx, pouf & living armchair
colour rope beige
cushions in beige colour
backrest in geometric pattern













Cliffcollection

sunbed
beige colour rope
cushion in beige colour









Cliffcollection

sofa & medium/big coffee tables
dark grey colour rope
cushions in dark grey colour
deco in dark grey & geometric diamond pattern













Cliffcollection

living armchair & Tribal lamp
dark grey colour rope
cushion in dark grey colour

Cliffcollection

swing chair
dark grey colour rope
cushion in dark grey colour
deco in dark grey & geometric diamond pattern



Cliffcollection

dining table 240/300x100 & armchair
dark grey colour rope
cushion in dark grey colour




Cliff collection

Design Ludovica Serafini + Roberto Palomba

Finishing

Aluminium frame



graphite



beige

Synthetic rope



beige



dark grey

Cushions fabric



beige mélange



dark grey



blue



green

Covering fabric



beige mélange



geometric



diamond mash



dark grey



blue



green

Pillows fabric 90x65 60x40 45x25 (optional)



white



beige mélange



diamond mash



geometric diamond



peach



blue ice



dark grey



blue



blue square



arabesque green



green

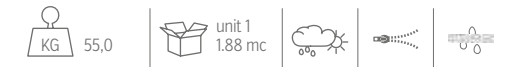


stripe green

SOFA DX BACKREST ROPE / CODE: CLIDIVDX-C



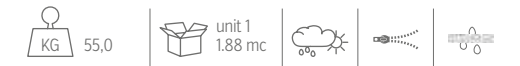
	Width	Depth	Height	H. seat	H. cushion
cm	184	100	90	44	38
inch	72,4	39,4	35,4	17,3	15,0



SOFA SX BACKREST ROPE / CODE: CLIDIVSX-C



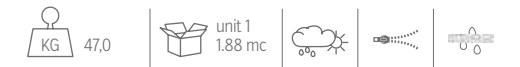
	Width	Depth	Height	H. seat	H. cushion
cm	184	100	90	44	38
inch	72,4	39,4	35,4	17,3	15,0



SOFA CX BACKREST ROPE / CODE: CLICX2-C



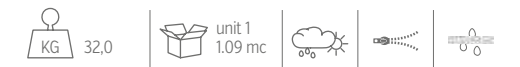
	Width	Depth	Height	H. seat	H. cushion
cm	172	100	90	44	38
inch	67,7	39,4	35,4	17,3	15,0



SOFA CORNER BACKREST ROPE / CODE: CLIANG-C



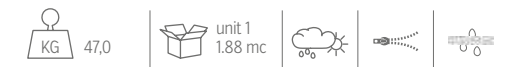
	Width	Depth	Height	H. seat	H. cushion
cm	100	100	90	44	38
inch	39,4	39,4	35,4	17,3	15,0



SOFA LOUNGE DX BACKREST ROPE / CODE: CLICLDX-C



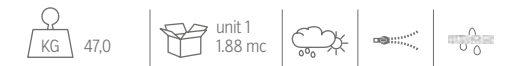
	Width	Depth	Height	H. seat	H. cushion
cm	100	184	90	44	38
inch	39,4	72,4	35,4	17,3	15,0



SOFA LOUNGE SX BACKREST ROPE / CODE: CLICLSX-C



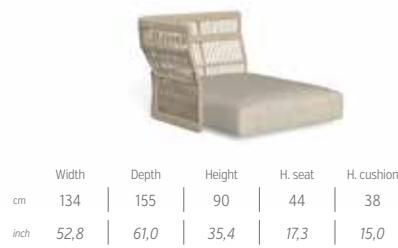
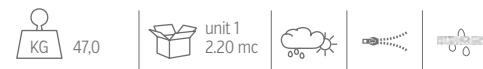
	Width	Depth	Height	H. seat	H. cushion
cm	100	184	90	44	38
inch	39,4	72,4	35,4	17,3	15,0



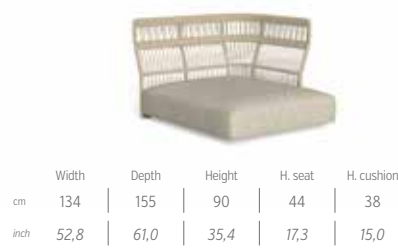
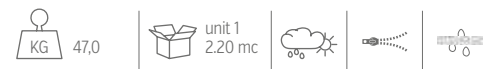
SOFA BACKREST ROPE / CODE: CLIDIV3-C



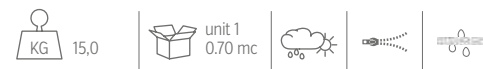
SOFA LOUNGE XL DX BACKREST ROPE / CODE: CLICLXLDX-C



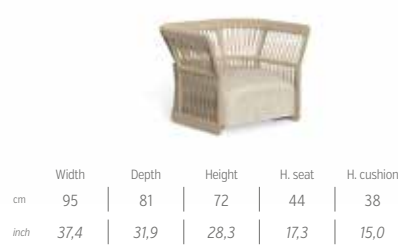
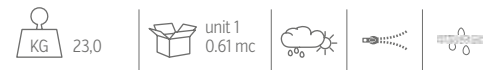
SOFA LOUNGE XL SX BACKREST ROPE / CODE: CLICLXLSX-C



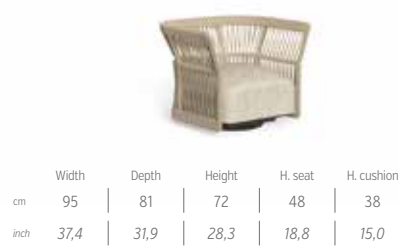
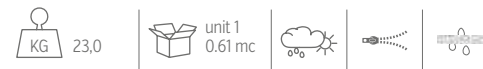
LIVING ARMCHAIR / CODE: CLIPL-C



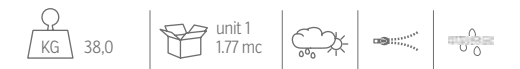
LOUNGE ARMCHAIR BACKREST ROPE / CODE: CLIPLON-C



SWIVEL LOUNGE ARMCHAIR BACKREST ROPE / CODE: CLIPSW-C



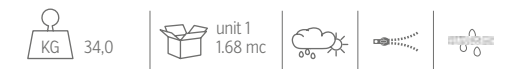
SOFA DX BACKREST FABRIC / CODE: CLIDIVDX-T



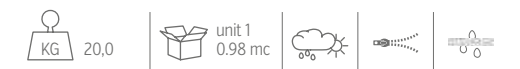
SOFA SX BACKREST FABRIC / CODE: CLIDIVSX-T



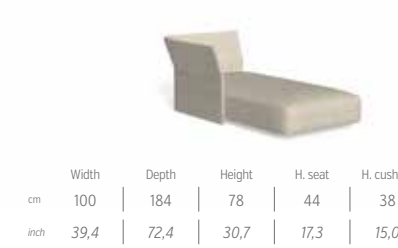
SOFA CX BACKREST FABRIC / CODE: CLICX2-T



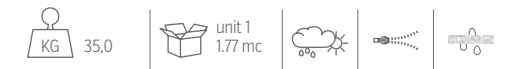
SOFA CORNER BACKREST FABRIC / CODE: CLIANG-T



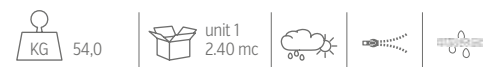
SOFA LOUNGE DX BACKREST FABRIC / CODE: CLICLDX-T



SOFA LOUNGE SX BACKREST FABRIC / CODE: CLICLSX-T

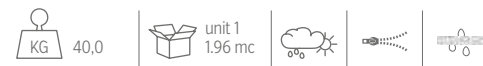


SOFA BACKREST FABRIC / CODE: CLIDIV3-T



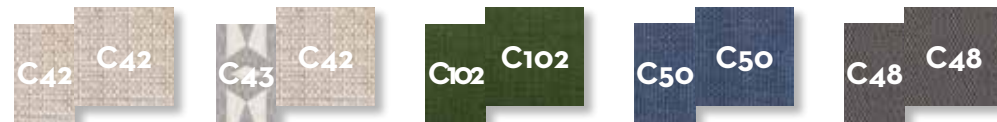
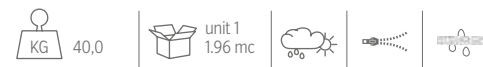
	Width	Depth	Height	H. seat	H. cushion
cm	268	100	78	44	38
inch	105,5	39,4	30,7	17,3	15,0

SOFA LOUNGE XL DX BACKREST FABRIC / CODE: CLICLXLDX-T



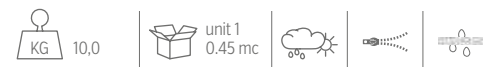
	Width	Depth	Height	H. seat	H. cushion
cm	134	155	78	44	38
inch	52,8	61,0	30,7	17,3	15,0

SOFA LOUNGE XL SX BACKREST FABRIC / CODE: CLICLXLSX-T



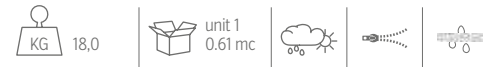
	Width	Depth	Height	H. seat	H. cushion
cm	134	155	78	44	38
inch	52,8	61,0	30,7	17,3	15,0

POUF / CODE: CLIPUF



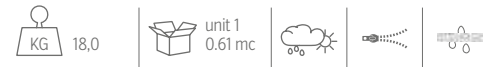
	Width	Depth	Height	H. cushion
cm	90	90	44	38
inch	35,4	35,4	17,3	15,0

LOUNGE ARMCHAIR BACKREST FABRIC / CODE: CLIPLON-T




	Width	Depth	Height	H. seat	H. cushion
cm	95	81	72	44	38
inch	37,4	31,9	28,3	17,3	15,0

SWIVEL LOUNGE ARMCHAIR BACKREST FABRIC / CODE: CLIPSW-T



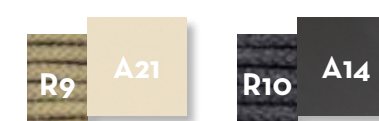
	Width	Depth	Height	H. seat	H. cushion
cm	95	81	72	44	38
inch	37,4	31,9	28,3	17,3	15,0

COFFEE TABLE SMALL / CODE: CLITCS-C




	Width	Depth	Height
cm	85	35	45
inch	33,5	13,8	17,7

COFFEE TABLE MEDIUM / CODE: CLITCM-C




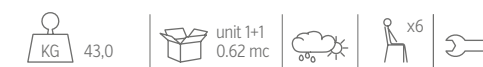
	Width	Depth	Height
cm	75	75	45
inch	29,5	29,5	17,7

COFFEE TABLE BIG / CODE: CLITCB-C



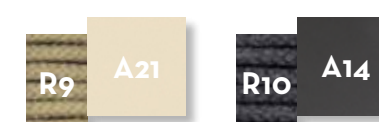
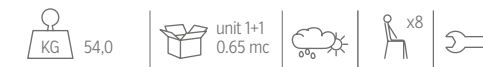
	Width	Depth	Height
cm	90	90	35
inch	35,4	35,4	13,8

DINING TABLE D140 / CODE: CLITPD140




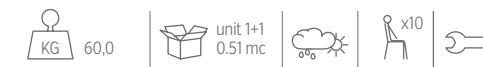
	Width	Depth	Height
cm	140	140	75
inch	55,1	55,1	29,5

DINING TABLE 150x150 / CODE: CLITP150



	Width	Depth	Height
cm	150	150	75
inch	59,1	59,1	29,5

EXTENDING DINING TABLE 240/300x100 / CODE: CLITP240



	Width	Depth	Height
cm	240/300	100	75
inch	94/118	39,4	29,5

DINING ARMCHAIR / CODE: CLIPPZ-C



	Width	Depth	Height	H. seat	H. cushion
cm	66	52	72	44	5
inch	26,0	20,5	28,3	17,3	2,0



SUNBED / CODE: CLILET



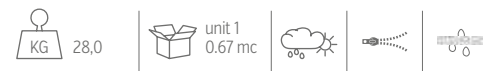
	Width	Depth	Height	H. seat
cm	90	200	42	36
inch	35,4	78,7	16,5	14,2



SWING CHAIR / CODE: CLIALT



	Width	Depth	Height	H. cushion
cm	102	90	61	38
inch	40,2	35,4	24,0	15,0





Cliff Dèco collection

Design Ludovica Serafini + Roberto Palomba

Cliff Dèco arricchisce la già ampia famiglia Cliff ed è il risultato di una lunga ricerca progettuale e creativa per una nuova generazione di prodotti che strizzano l'occhio al mondo dell'indoor. Un divano moderno ed elegante, che si distingue per il suo design senza tempo, impreziosito da sedute sinuose e avvolgenti, palette tenui ed intrecci realizzati a mano su schienali e braccioli. La collezione Cliff Dèco è sinonimo di grande versatilità, la modularità delle strutture consente di disporre gli elementi in assoluta libertà, generando infinite possibilità di combinazione.

Cliff Dèco enriches the already wide Cliff family and it is the result of a deep projectual research for a collection, that wink at the indoor furnitures. An elegant and modern sofa, characterised by its timeless design. It features sumptuously deep and inviting cushions, fine colour palettes and hand-woven backs and armrests. Cliff Dèco is synonymous of great versatility, thanks to the modularity of the structures makes it possible to arrange the elements in absolute freedom, generating infinite possible combinations.



Cliffdèco collection

sofa lounge dx, pouf, sofa cx, sofa lounge xl sx & coffee table
beige colour rope
cushions & backrest in plain white colour
deco in plain white colour









Cliffdècocollection

sofa lounge sx, sofa dx
dark grey colour rope
cushions & deco in dark grey colour





Cliffdèco collection

lounge armchair
dark grey colour rope
cushions in dark grey colour
deco in dark grey & blue ice colour



Cliff Dèco collection


Design Ludovica Serafini + Roberto Palomba

Finishing

Aluminium frame



red



graphite



beige

Synthetic rope



beige



dark grey



red

Seat fabric cushions



beige mélange



dark grey



plain white



outmap plum

Pillows fabric (for backrest rope) 45x25 60x40 90x65 (optional)



beige mélange



dark grey



plain white



outmap plum



twill rust

Back fabric cushions (for backrest fabric) 80x60 110x60 140x60 with roll (optional)



beige mélange



dark grey



plain white



outmap plum

Pillows fabric (for only backrest fabric) 80x50 (optional)



beige mélange



dark grey



plain white



outmap plum

SOFA DX BACKREST ROPE / CODE: CLIDCDIVDX-C



	Width	Depth	Height	H. seat	H. cushion
cm	195	114	105	44	38
inch	76,8	44,9	41,3	17,3	15,0



SOFA SX BACKREST ROPE / CODE: CLIDCDIVSX-C



	Width	Depth	Height	H. seat	H. cushion
cm	195	114	105	44	38
inch	76,8	44,9	41,3	17,3	15,0



SOFA CX BACKREST ROPE / CODE: CLIDCCX2-C



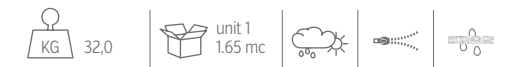
	Width	Depth	Height	H. seat	H. cushion
cm	172	114	105	44	38
inch	67,7	44,9	41,3	17,3	15,0



SOFA CORNER BACKREST ROPE / CODE: CLIDCANG-C



	Width	Depth	Height	H. seat	H. cushion
cm	114	114	105	44	38
inch	44,9	44,9	41,3	17,3	15,0



SOFA LOUNGE DX BACKREST ROPE / CODE: CLIDCCLDX-C



	Width	Depth	Height	H. seat	H. cushion
cm	114	195	105	44	38
inch	44,9	76,8	41,3	17,3	15,0



SOFA LOUNGE SX BACKREST ROPE / CODE: CLIDCCLSX-C



	Width	Depth	Height	H. seat	H. cushion
cm	114	195	105	44	38
inch	44,9	76,8	41,3	17,3	15,0

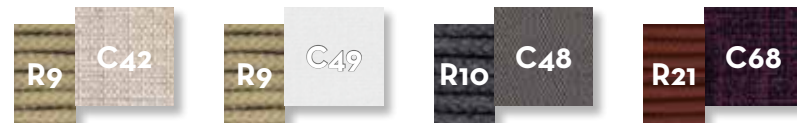


SOFA BACKREST ROPE / CODE: CLIDCDIV3-C

KG 68,0 unit 1 3.97 mc



	Width	Depth	Height	H. seat	H. cushion
cm	288	114	105	44	38
inch	113,4	44,9	41,3	17,3	15,0



SOFA LOUNGE XL DX BACKREST ROPE / CODE: CLIDCCLXLDX-C

KG 47,0 unit 1 2.97 mc



	Width	Depth	Height	H. seat	H. cushion
cm	146	163	105	44	38
inch	57,5	64,2	41,3	17,3	15,0



SOFA LOUNGE XL SX BACKREST ROPE / CODE: CLIDCCLXLSX-C

KG 47,0 unit 1 2.97 mc



	Width	Depth	Height	H. seat	H. cushion
cm	146	163	105	44	38
inch	57,5	64,2	41,3	17,3	15,0




LOUNGE ARMCHAIR / CODE: CLIDCPLON-C

KG 31,0 unit 1 1.28 mc



	Width	Depth	Height	H. seat	H. cushion
cm	121	90	101	44	38
inch	47,6	35,4	39,8	17,3	15,0



POUF / CODE: CLIPUF

KG 10,0 unit 1 0.45 mc



	Width	Depth	Height	H. cushion
cm	90	90	44	38
inch	35,4	35,4	17,3	15,0



SOFA DX BACKREST FABRIC / CODE: CLIDCDIVDX-T

KG 45,0 unit 1 1.92 mc



	Width	Depth	Height	H. seat	H. cushion
cm	205	114	64	44	38
inch	80,7	44,9	25,2	17,3	15,0



SOFA SX BACKREST FABRIC / CODE: CLIDCDIVSX-T

KG 45,0 unit 1 1.92 mc



	Width	Depth	Height	H. seat	H. cushion
cm	205	114	64	44	38
inch	80,7	44,9	25,2	17,3	15,0



SOFA CX BACKREST FABRIC / CODE: CLIDCCX2-T

KG 35,0 unit 1 1.70 mc



	Width	Depth	Height	H. seat	H. cushion
cm	182	114	64	44	38
inch	71,7	44,9	25,2	17,3	15,0



SOFA CORNER BACKREST FABRIC / CODE: CLIDCANG-T

KG 20,0 unit 1 1.11 mc



	Width	Depth	Height	H. seat	H. cushion
cm	114	114	64	44	38
inch	44,9	44,9	25,2	17,3	15,0



SOFA LOUNGE XL DX BACKREST FABRIC / CODE: CLIDCCLXLDX-T

KG 43,0 unit 1 2 mc



	Width	Depth	Height	H. seat	H. cushion
cm	142	163	64	44	38
inch	55,9	64,2	25,2	17,3	15,0



SOFA LOUNGE XL SX BACKREST FABRIC / CODE: CLIDCCLXLSX-T

KG 43,0 unit 1 2 mc



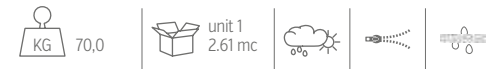
	Width	Depth	Height	H. seat	H. cushion
cm	142	163	64	44	38
inch	55,9	64,2	25,2	17,3	15,0



SOFA BACKREST FABRIC / CODE: CLIDCDIV3-T



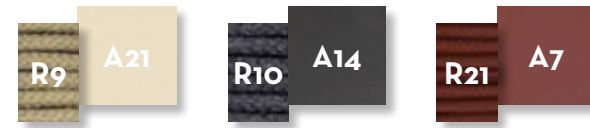
	Width	Depth	Height	H. seat	H. cushion
cm	285	114	65	44	38
inch	112,2	44,9	25,6	17,3	15,0



COFFEE TABLE SMALL / CODE: CLITCS-C



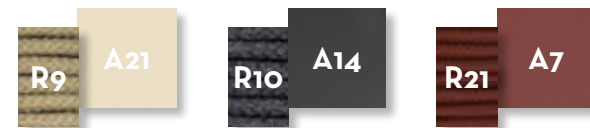
	Width	Depth	Height
cm	85	35	45
inch	33,5	13,8	17,7



COFFEE TABLE MEDIUM / CODE: CLITCM-C




	Width	Depth	Height
cm	75	75	45
inch	29,5	29,5	17,7



COFFEE TABLE BIG / CODE: CLITCB-C



	Width	Depth	Height
cm	90	90	35
inch	35,4	35,4	13,8





Evercollection

Design Christophe Pillet

Come suggerito dal nome, Ever è la collezione creata da Christophe Pillet, che si conferma maestro dell'eleganza senza tempo, appositamente per vincere l'inesorabile rincorrersi delle tendenze, in grado di adattarsi ad ambienti ed epoche restando fedele a se stessa. Le linee essenziali, le rotondità delle cuscinerie compongono elementi d'arredo evergreen che guardano al futuro dell'outdoor living facendo tesoro dei grandi classici del passato. Composizioni snelle, e per questo versatili, nelle forme e nei colori, orientati verso sfumature neutre ispirate all'ambiente naturale, esempio per eccellenza di ciclicità e durabilità.

As the name suggests, Ever is the collection created by Christophe Pillet, who confirms his mastery of timeless elegance, specifically to win the relentless pursuit of trends, able to adapt to environments and eras while remaining true to itself. The essential lines, the roundness of the cushions make up evergreen furnishing elements that look to the future of outdoor living, treasuring the great classics of the past. Streamlined compositions, and therefore versatile, in shapes and colors, oriented towards neutral shades inspired by the natural environment, an example par excellence of cyclicity and durability.





Evercollection

living armchair & dining table h65 d90
teak wood frame in natural teak colour
cushions in mambo pearl colour
table top in lava stone vulcan grey colour







Evercollection

dining armchair & table 300x100
teak wood frame in natural teak colour
cushions in mambo pearl colour
table top in lava stone vulcan grey colour








Evercollection

sofa 3 seater, living armchair & coffee table
teak wood frame in palissandro colour
cushions in white-beige colour
deco in plain taupe, plain white & white-beige colour
top table in gres limestone colour








Evercollection

dining armchair & table 300x100
teak wood frame in palissandro colour
cushions in white-beige colour
table top in lava stone beige colour



Evercollection


Design Christophe Pillet

Finishing

Teak wood frame



natural teak colour



palissandro colour

Seat / back fabric cushions



mambo pearl



white-beige

Pillows fabric 40x40



mambo pearl



plain taupe



plain mud




white-beige



plain white

Gres table top



calacatta 12mm



limestone 12mm



beige



vulcan grey

Lavica stone table top

SOFA 3 SEATER / CODE: EVEDIV3



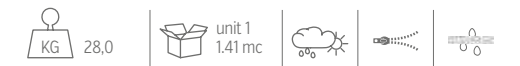
	Width	Depth	Height	H. armrest	H. seat	H. cushion
cm	235	94	82	56	46	19
inch	92.5	37.0	32.3	22.0	18.1	7.5



SOFA 2 SEATER / CODE: EVEDIV2



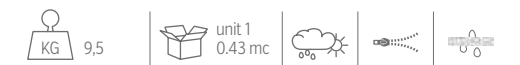
	Width	Depth	Height	H. armrest	H. seat	H. cushion
cm	168	94	82	56	46	19
inch	66.1	37.0	32.3	22.0	18.1	7.5



LIVING ARMCHAIR / CODE: EVEPL



	Width	Depth	Height	H. armrest	H. seat	H. cushion
cm	69	62	74	56	46	14
inch	27.2	24.4	29.1	22.0	18.1	5.5



COFFEE TABLE D70 / CODE: EVETC70



	Width	Depth	Height
cm	70	70	45
inch	27.6	27.6	17.7



COFFEE TABLE D90 / CODE: EVETC90



	Width	Depth	Height
cm	90	90	40
inch	35.4	35.4	15.7



COFFEE TABLE 160X80 / CODE: EVETC16080



	Width	Depth	Height
cm	160	80	35
inch	63.0	31.5	13.8



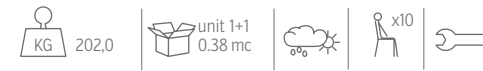
DINING TABLE H65 / CODE: EVETPH65



	Width	Depth	Height
cm	90	90	65
inch	35.4	35.4	25.6



DINING TABLE 300X100 / CODE: EVETP300



	Width	Depth	Height
cm	300	100	76
inch	118.1	39.4	29.9



DINING ARMCHAIR / CODE: EVEPP



	Width	Depth	Height	H. armrest	H. seat	H. cushion
cm	60	52	83	66	44	4
inch	23.6	20.5	32.7	26.0	17.3	1.6





Karencollection


Design Ludovica Serafini + Roberto Palomba

Un progetto che pone al centro estetica ed artigianalità. L'incontro tra culture diverse e l'amore per l' Africa hanno permesso allo studio Palomba Serafini di dar vita ad una collezione unica in cui si è voluto trasportare la forza e la bellezza di questa terra, dagli intrecciati degli anelli che diventano braccioli e dagli innumerevoli fili di tessuto che sorreggono gli schienali. Le sue linee curve conferiscono l'aspetto di un trono e le forme avvolgenti donano all'imbottito l'aspetto di un rifugio, di un bozzolo protettivo.

A project which focuses on aesthetics and craftsmanship. The meeting of different cultures and the love for Africa have allowed the Palomba Serafini studio to create a unique collection in which have been conveyed the strength and the beauty of this land. This inspiration got translated into intertwined rings that become armrests and the countless threads of fabric that support the backrests. Its curved lines give the upholstery the appearance of a throne and its enveloping shapes give it the appearance of a refuge, of a protective cocoon.











Karencollection

sunbed
natural teak wood frame
cushions in taupe colour
rope in snowy colour

Karencollection

swivel armchair
natural teak wood frame
cushions in taupe colour
rope in snowy colour











Karencollection


armchair & dining table
natural teak wood frame
cushions in green pine colour
rope in green colour











Karencollection

Design Ludovica Serafini + Roberto Palomba

Finishing

Wood frame



natural teak

Seat / back / armrest fabric cushions



taupe



grey



green pine

Synthetic rope



dark grey



snowy



green

Pillows fabric 45x45 (optional)



natural gray



natural beige



natural green



taupe



gray



green pine

Wood table top

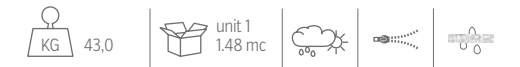


natural teak

SOFA / CODE: KADIV



	Width	Depth	Height	H. seat	H. cushion
cm	188	100	65	40	22
inch	74,0	39,4	25,6	15,7	8,7



LIVING ARMCHAIR / CODE: KAPL



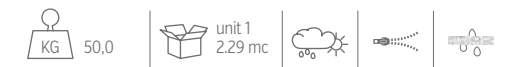
	Width	Depth	Height	H. seat	H. cushion
cm	95	83	65	40	22
inch	37,4	32,7	25,6	15,7	8,7



DAYBED / CODE: KABED



	Width	Depth	Height	H. seat	H. cushion
cm	178	170	68	40	22
inch	70,1	66,9	26,8	15,7	8,7



SWIVEL LIVING ARMCHAIR / CODE: KAPLG




	Width	Depth	Height	H. seat	H. cushion
cm	95	84	79	40	22
inch	37,4	33,1	31,1	15,7	8,7



COFFEE TABLE D60 / CODE: KATCD60




	Width	Depth	Height
cm	60	60	40
inch	23,6	23,6	15,7



COFFEE TABLE D90 / CODE: KATCD90




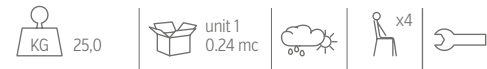
	Width	Depth	Height
cm	90	90	35
inch	35,4	35,4	13,8



DINING TABLE D100 / CODE: KATPD100



	Width	Depth	Height
cm	100	100	75
inch	39,4	39,4	29,5



BARSTOOL / CODE: KASGA



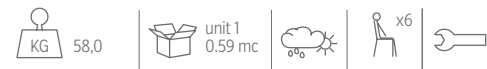
	Width	Depth	Height	H. seat	H. cushion
cm	55	49	102	78	6
inch	21,6	19,2	40,1	30,7	2,6



DINING TABLE D160 / CODE: KATPD160



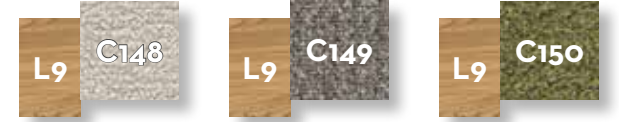
	Width	Depth	Height
cm	160	160	75
inch	63,0	63,0	29,5



SUNBED / CODE: KALET




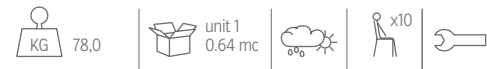
	Width	Depth	Height	H. cus
cm	210	88	39	17
inch	82,6	34,6	15,3	6,7



DINING TABLE 280X110 / CODE: KATP280



	Width	Depth	Height
cm	280	110	75
inch	110,2	43,3	29,5



DINING ARMCHAIR / CODE: KAPP



	Width	Depth	Height	H. seat	H. cushion
cm	64	64	76	46	6
inch	25,2	25,2	29,9	18,1	2,6



SWIVEL DINING ARMCHAIR / CODE: KAPPG



	Width	Depth	Height	H. seat	H. cushion
cm	62	60	76	46	6
inch	24,4	23,6	29,9	18,1	2,6





Riviera collection

Design Jean Philippe Nuel

Si tratta di una collezione la cui estetica sublima la funzionalità e il comfort del prodotto attraverso la selezione di materiali pregiati. Tessuti, ceramica e pelle, sono sottilmente combinati con la struttura in alluminio all'interno di un sofisticato design. Le linee luminose e senza tempo si adattano ad ogni ambiente, sia che si tratti di un contesto contract, residenziale o nautico. La Collezione Riviera combina comfort ed eleganza offrendo un'intera collezione per l'outdoor: poltrone, sedie, sedie a sdraio, tavoli, tavoli da caffè, lettini.

The aesthetics of Riviera Collection sublimates the functionality and the comfort of the product through the selection of noble materials. Fabric, ceramic and leather are subtly combined with the aluminum structure within a sophisticated design. The light and timeless lines are capable to adapt to every environment, whatever is a contract or residential or nautical context. Riviera collection combines comfort and elegance by offering an entire collection for Outdoor: sofas, chairs, deckchairs, tables, coffee tables, sun loungers.





Rivieracollection


director lounge chair & pouff
white frame
cushions & textilene in silver colour






Rivieracollection

director chair
white frame
cushions & textilene in silver colour



















Riviera collection

director chair & dining table 210x100
graphite frame
gres table top in ceppo di gré colour
cushions in black colour
textilene in dark grey colour











Riviera collection


Design Jean Philippe Nuel

Finishing

Aluminium frame



white



graphite

seat / back fabric cushions



black




silver



beige

Gres table / slats



calacatta 6-12mm



ceppo di gré 6-12mm



light brown

Soft-textilene seat



silver



dark grey



beige

Fabric pillows 60x45 40x40 (optional)



black



silver



plain ochre



plain white



ocean blue

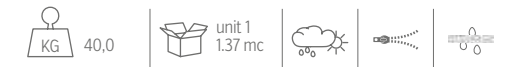


beige

SOFA / CODE: RIVDIV



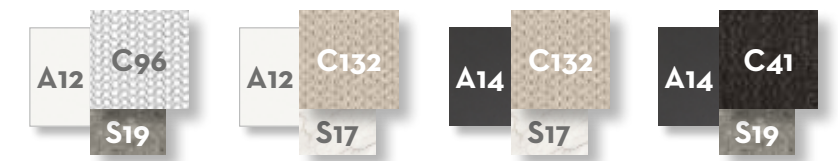
	Width	Depth	Height	H. armrest	H. seat	H. cushion
cm	200	95	68	60	42	24
inch	78,7	37,4	26,8	23,6	16,5	9,4



LIVING ARMCHAIR / CODE: RIVPL



	Width	Depth	Height	H. armrest	H. seat	H. cushion
cm	110	95	68	60	42	24
inch	43,3	37,4	26,8	23,6	16,5	9,4



DIRECTOR LOUNGE CHAIR / CODE: RIVPLON




	Width	Depth	Height	H. armrest	H. seat	H. cushion
cm	67	60	72	60	38	4
inch	26,4	23,6	28,3	23,6	15,0	1,6



OTTOMAN / CODE: RIVOTT



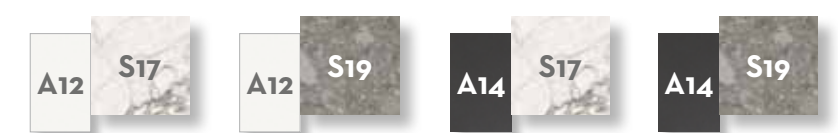
	Width	Depth	Height	H.cushion
cm	66	48	38	4
inch	26,0	18,9	15,0	1,6



COFFEE TABLE 110x70 / CODE: RIVTC110



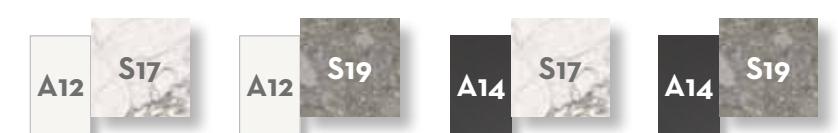
	Width	Depth	Height
cm	110	70	45
inch	43,3	27,6	17,7



COFFEE TABLE 70x70 / CODE: RIVTC70



	Width	Depth	Height
cm	70	70	45
inch	27,6	27,6	17,7



COFFEE TABLE D50 / CODE: RIVTCT50



	Width	Depth	Height
cm	50	50	50
inch	19,7	19,7	19,7



DINING TABLE 210x100 / CODE: RIVTP210



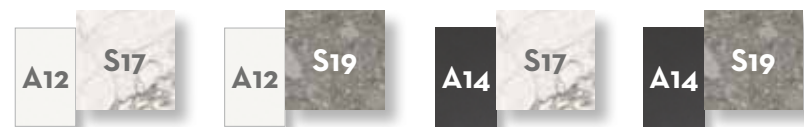
	Width	Depth	Height
cm	210	100	75
inch	82,7	39,4	29,5



DINING TABLE 260x110 / CODE: RIVTP260




	Width	Depth	Height
cm	260	110	75
inch	102,4	43,3	29,5



DIRECTOR CHAIR / CODE: RIVPR




	Width	Depth	Height	H. armrest	H. seat	H. cushion
cm	55	51	84	68	47	4
inch	21,7	20,1	33,1	26,8	18,5	1,6



DECK CHAIR / CODE: RIVDEC




	Width	Depth	Height	H. seat	H. cushion
cm	70	90	90	26	4
inch	27,6	35,4	35,4	10,2	1,6



SUNBED / CODE: RIVLET



	Width	Depth	Height	H. SEAT
cm	78	195	45	8
inch	30,7	76,8	17,7	3,1





Scacco collection

Design Ludovica Serafini + Roberto Palomba


È grazie all'intreccio che la corda disegna nel frame metallico che nasce la Scacco collection, divano modulare che fa delle rotondità degli imbottiti la sua cifra stilistica. Il gioco che si crea fra la parte anteriore, in cui prevalgono tessile ed imbottito, e la parte posteriore, dove "lo scacco" diventa protagonista, è ciò che denota il forte carattere del divano.

Scacco collection is born from the weave created by the rope on the metal frame. A modular sofa whose main stylistic feature is the paddings' roundness. The strong personality of this sofa is the result of the contrast between the frontal part, in which the textile and the paddings stand out, and the back, where the "check" pattern is the key element.



Scaccocollection

sofa drop sx, sofa cx, sofa end oblique dx & round pouf
beige frame
beige colour rope
cushions in white colour
deco in white, mélange beige & peach colour





Scaccollection

dining armchair
beige colour rope
cushions in white colour





Scaccollection

sofa end oblique sx, sofa cx, sofa chaise lounge xl dx & square pouf
dark grey colour rope
cushions in grey colour
deco in grey, black & outmap grey colour

Scaccollection

dining armchair
dark grey colour rope
cushions in grey colour







Scaccocollection

sofa dx, sofa oblique dx, sofa drop sx & coffee table
red colour rope
cushions in outmap plum colour
deco in outmap plum & outmap turquoise colour

Scacco collection


Design Ludovica Serafini + Roberto Palomba

Finishing

Aluminium frame



red



graphite



beige

Fabric seat cushions



white



grey



outmap plum

Synthetic rope



beige



dark grey



red

Pillows fabric 60x60 45x45 (optional)



white



mélange beige



grey



black



peach



outmap turquoise



outmap plum



twill rust



outmap grey

SOFA DX / CODE: SCADIVDX



	Width	Depth	Height	H. armrest	H. seat	H. cushion
cm	194	103	73	55	39	31
inch	76,4	40,6	28,7	21,7	15,4	12,2



SOFA SX / CODE: SCADIVSX



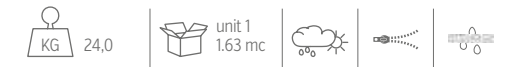
	Width	Depth	Height	H. armrest	H. seat	H. cushion
cm	194	103	73	55	39	31
inch	76,4	40,6	28,7	21,7	15,4	12,2



SOFA CX / CODE: SCADIVCX



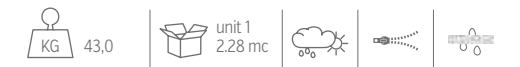
	Width	Depth	Height	H. seat	H. cushion
cm	173	103	73	39	31
inch	68,1	40,6	28,7	15,4	12,2



SOFA LOUNGE XL DX / CODE: SCADIVLXLDX



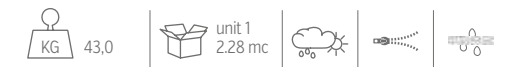
	Width	Depth	Height	H. armrest	H. seat	H. cushion
cm	164	165	73	55	39	31
inch	64,6	65,0	28,7	21,7	15,4	12,2



SOFA LOUNGE XL SX / CODE: SCADIVLXLSX



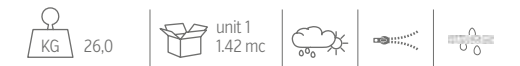
	Width	Depth	Height	H. armrest	H. seat	H. cushion
cm	164	165	73	55	39	31
inch	64,6	65,0	28,7	21,7	15,4	12,2



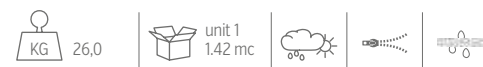
SOFA OBLIQUE DX / CODE: SCADIVBLDX



	Width	Depth	Height	H. seat	H. cushion
cm	155	101	73	39	31
inch	61,0	39,8	28,7	15,4	12,2



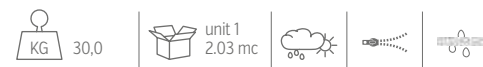
SOFA OBLIQUE SX / CODE: SCADIVBLSX



	Width	Depth	Height	H. seat	H. cushion
cm	155	101	73	39	31
inch	61,0	39,8	28,7	15,4	12,2



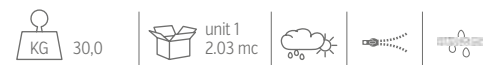
SOFA DROP DX / CODE: SCADIVGDX



	Width	Depth	Height	H. seat	H. cushion
cm	145	160	73	39	31
inch	57,1	63,0	28,7	15,4	12,2



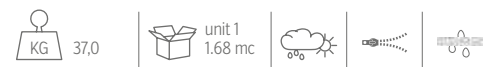
SOFA DROP SX / CODE: SCADIVGSX



	Width	Depth	Height	H. seat	H. cushion
cm	145	160	73	39	31
inch	57,1	63,0	28,7	15,4	12,2



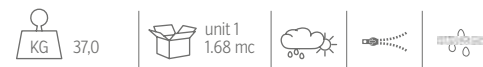
SOFA CORNER DX / CODE: SCADIVANGDX



	Width	Depth	Height	H. seat	H. cushion
cm	186	103	73	39	31
inch	73,2	40,6	28,7	15,4	12,2



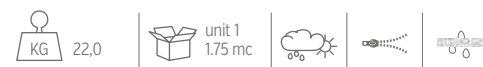
SOFA CORNER SX / CODE: SCADIVANGSX



	Width	Depth	Height	H. seat	H. cushion
cm	186	103	73	39	31
inch	73,2	40,6	28,7	15,4	12,2



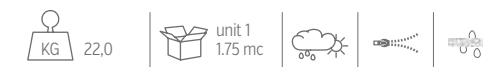
SOFA OBLIQUE END DX / CODE: SCADIVBLENDX



	Width	Depth	Height	H. seat	H. cushion
cm	163	125	73	39	31
inch	64,2	49,2	28,7	15,4	12,2



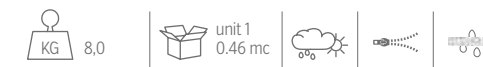
SOFA OBLIQUE END SX / CODE: SCADIVBLENDXSX



	Width	Depth	Height	H. seat	H. cushion
cm	163	125	73	39	31
inch	64,2	49,2	28,7	15,4	12,2



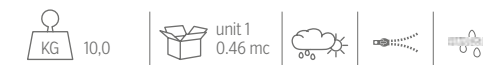
ROUND POUF / CODE: SCAPUFT



	Width	Depth	Height	H. cushion
cm	90	90	39	31
inch	35,4	35,4	15,4	12,2



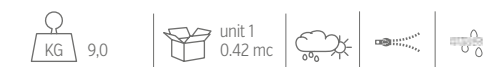
SQUARE POUF / CODE: SCAPUFQ



	Width	Depth	Height	H. cushion
cm	90	90	39	31
inch	35,4	35,4	15,4	12,2




DINING ARMCHAIR / CODE: SCAPP



	Width	Depth	Height	H. seat	H. cushion
cm	61	58	77	46	7
inch	24,0	22,8	30,3	18,1	2,8




PARTITION H135 / CODE: SCAPAR135



	Width	H. cushion
cm	100	135
inch	39,4	53,1



PARTITION H200 / CODE: SCAPAR200



	Width	H. cushion
cm	100	200
inch	39,4	78,7





CleoSoftcollection // Wood

Design Marco Acerbis

Le parole chiave della collezione "Cleo" si possono riassumere in volume, forma ed equilibrio. È una composizione che facilmente si declina in modi diversi ma sempre con un senso di calma, eleganza e semplicità. L'equilibrio si fonda principalmente sulla contrapposizione tra il divano, dal carattere rigido e geometrico e una nuova cuscineria morbida di grande accoglienza e comfort.


Volumes, shapes and balance are the key elements of Cleo collection. It is a composition of objects that can be arranged in multiple layouts but always maintaining a sense of calm, elegance and simplicity. The balance is based on the contrast between the sofa, with its rigid and geometric character, and a new soft cushions of great welcome and comfort.





CleoSoftcollection // Wood

rocking chair & side table
accoya in natural teak colour frame
covering & cushions in archi white-brown colour
deco in velvet antique green colour
quadro carpet ø 200 canvas







Cleocollection

// Wood

living armchair & coffee table d 50
accoya in natural teak colour frame
cushions in mambo red colour
deco in bordeaux & mélange snowy colour
quadro carpet ø 200 canvas





Cleocollection

// Wood

sofa
accoya in natural teak colour frame
cushions in mambo red colour
deco in plain bordeaux & mélange snowy colour



Cleocollection

// Wood

swing chair
covering & cushions in mambo red colour














CleoSoft collection // Wood

Design Marco Acerbis

Finishing

Accoya wood frame



accoya natural teak colour



accoya palissandro colour

Wood table top




natural teak



palissandro colour

Gres table top



calacatta 12mm



sand limestone 12mm

Cushions / covering fabric



archi white-brown



mambo red



white-beige

Pillows fabric 60x60 45x45 (optional)



beige



archi white-brown



mambo red



plain bordeaux



plain beige



white-beige



mélange snowy

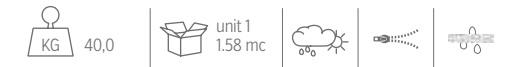


plain white



velvet antique green

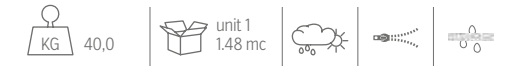
SOFA / CODE: CLEDIV



	Width	Depth	Height	H. seat	H. cushion
cm	230	100	65	40	20
inch	90,6	39,4	25,6	15,7	7,9



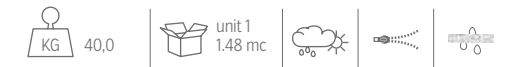
SOFA DX / CODE: CLEDX



	Width	Depth	Height	H. seat	H. cushion
cm	200	100	65	40	20
inch	78,7	39,4	25,6	15,7	7,9



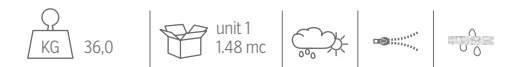
SOFA SX / CODE: CLESX



	Width	Depth	Height	H. seat	H. cushion
cm	200	100	65	40	20
inch	78,7	39,4	25,6	15,7	7,9



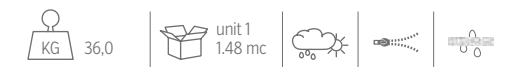
SOFA LOUNGE DX / CODE: CLELONDY




	Width	Depth	Height	H. seat	H. cushion
cm	100	200	65	40	20
inch	39,4	78,7	25,6	15,7	7,9



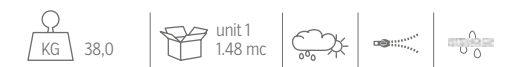
SOFA LOUNGE SX / CODE: CLELONSX



	Width	Depth	Height	H. seat	H. cushion
cm	100	200	65	40	20
inch	39,4	78,7	25,6	15,7	7,9



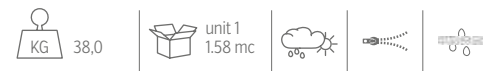
SOFA CX / CODE: CLECX



	Width	Depth	Height	H. seat	H. cushion
cm	200	100	65	40	20
inch	78,7	39,4	25,6	15,7	7,9



SOFA LOUNGE XL DX / CODE: CLEXLDX



	Width	Depth	Height	H. seat	H. cushion
cm	130	165	65	40	20
inch	51,2	65,0	25,6	15,7	7,9



SOFA LOUNGE XL SX / CODE: CLEXLSX



	Width	Depth	Height	H. seat	H. cushion
cm	130	165	65	40	20
inch	51,2	65,0	25,6	15,7	7,9



LIVING ARMCHAIR / CODE: CLEPLIV




	Width	Depth	Height	H. seat	H. cushion
cm	110	100	65	40	20
inch	43,3	39,4	25,6	15,7	7,9



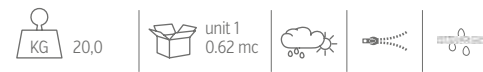
SOFA LOVE SEAT / CODE: CLELOV



	Width	Depth	Height	H. seat
cm	160	80	75	35
inch	63,0	31,5	29,5	13,8



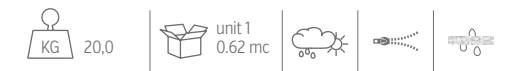
LOUNGE ARMCHAIR / CODE: CLEPL




	Width	Depth	Height	H. seat	H. cushion
cm	90	80	73	35	5
inch	35,4	31,5	28,7	13,8	2,0



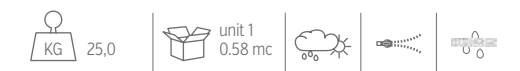
ROCKING CHAIR / CODE: CLEPD



	Width	Depth	Height	H. seat	H. cushion
cm	90	80	75	35	5
inch	35,4	31,5	29,5	13,8	2,0



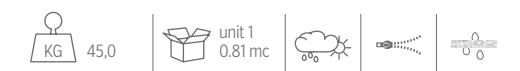
SWING CHAIR / CODE: CLEALT




	Width	Depth	Height	H. seat	H. cushion
cm	100	80	48	5	30
inch	39,4	31,5	18,9	2,0	11,8



SWING SOFA / CODE: CLEALT2



	Width	Depth	Height	H. seat
cm	170	80	48	5
inch	66,9	31,5	18,9	2,0



COFFEE TABLE D100 top wood / CODE: CLETC1-L



	Width	Depth	Height
cm	100	100	30
inch	39,4	39,4	11,8



COFFEE TABLE D75 top wood / CODE: CLETC2-L



	Width	Depth	Height
cm	75	75	40
inch	29,5	29,5	15,7



COFFEE TABLE D50 top wood / CODE: CLETC3-L



	Width	Depth	Height
cm	50	50	50
inch	19,7	19,7	19,7



SIDE TABLE / CODE: CLETC4



	Width	Depth	Height
cm	35	35	32
inch	13,8	13,8	12,6



COFFEE TABLE D100 / CODE: CLETC1



	Width	Depth	Height
cm	100	100	30
inch	39,4	39,4	11,8



COFFEE TABLE D75 / CODE: CLETC2



	Width	Depth	Height
cm	75	75	40
inch	29,5	29,5	15,7



COFFEE TABLE D50 / CODE: CLETC3



	Width	Depth	Height
cm	50	50	50
inch	19,7	19,7	19,7



COFFEE TABLE 60X100 / CODE: CLETC5



	Width	Depth	Height
cm	100	60	20
inch	39,4	23,6	7,9



COFFEE TABLE 100X100/ CODE: CLETC6



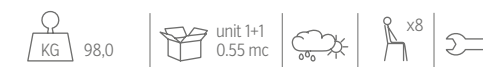
	Width	Depth	Height
cm	100	100	20
inch	39,4	39,4	7,9



DINING TABLE 150X150 / CODE: CLETP150



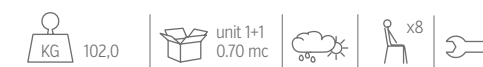
	Width	Depth	Height
cm	150	150	76
inch	59,1	59,1	29,9



DINING TABLE 220X100 / CODE: CLETP220



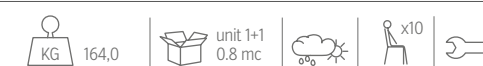
	Width	Depth	Height
cm	220	100	76
inch	86,6	39,4	29,9



DINING TABLE 300X110 / CODE: CLETP300



	Width	Depth	Height
cm	300	110	76
inch	118,1	43,3	29,9



PADDED TUB CHAIR / CODE: CLEPPZ



	Width	Depth	Height	H. seat
cm	60	55	76	45
inch	23,6	21,7	29,9	17,7



SUNBED / CODE: CLELET



	Width	Depth	Height	H. seat	H. cushion
cm	210	90	33	20	7
inch	82,7	35,4	13,0	7,9	2,8





Cottagecollection

Design Ramón Esteve

Lo spirito rustico viene reinterpretato cercando la sintesi formale del mobile contemporaneo. Il risultato è una proposta di arredi da esterno in cui i materiali moderni come l'alluminio e i tessuti tecnici convivono con quelli più tradizionali come la corda, stabilendo relazioni emotive con la mente dell'utente finale.

The countryside mood is redesigned aiming at searching the formal synthesis of the contemporary furniture. The result is a proposal of outdoor furniture pieces, where modern materials such as aluminium and technical fabrics coexist with more traditional ones, such as the rope, that emotionally connect user's mind.










Cottagecollection


dining table & dining armchair
frame in white colour
cushions in light grey colour





Cottagecollection

sunbed
white frame
cushions in light grey colour





Cottagecollection

lounge armchair & pouf
white frame
cushions in light grey colour








Cottagecollection

sofa, lounge armchair & coffee table 120x60
mokka frame
cushions in dark brown colour







Cottagecollection


sofa, living armchair & coffee table 120x120
graphite frame
cushions in dark grey colour

Cottagecollection


Design Ramón Esteve

Finishing

Aluminium frame



white



graphite



mokka

Synthetic elastic belt



dark grey



light grey



mokka

Cushions fabric



dark brown



light grey



dark grey



black abstract


Synthetic rope



dark grey



light grey



mokka



iroko colour

Accoya wood table top

Pillows fabric 90x65 60x40 45x25 (optional)



outcross olive



twill black



twill yellow



light grey



black abstract

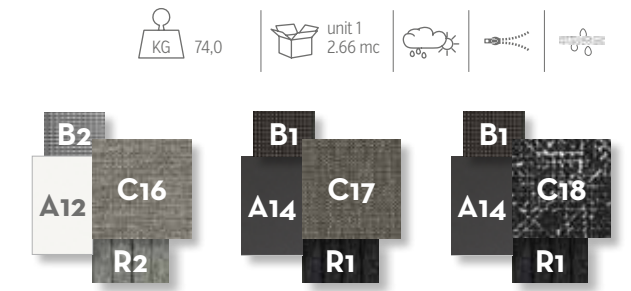


white

SOFA LUXURY 3 SEATER / CODE: COTDIVLUX3



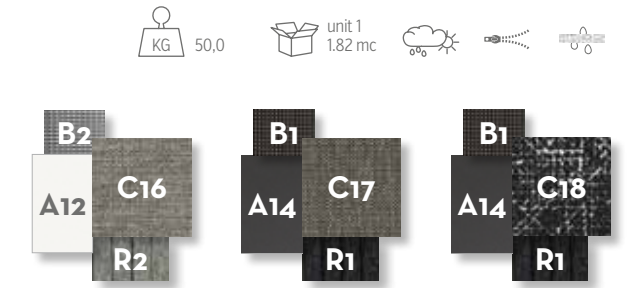
	Width	Depth	Height	H. armrest	H. seat	H. cushion
cm	310	100	73	57	40	19
inch	122.0	39.4	28.7	22.4	15.7	7.5



SOFA LUXURY 2 SEATER / CODE: COTDIVLUX2



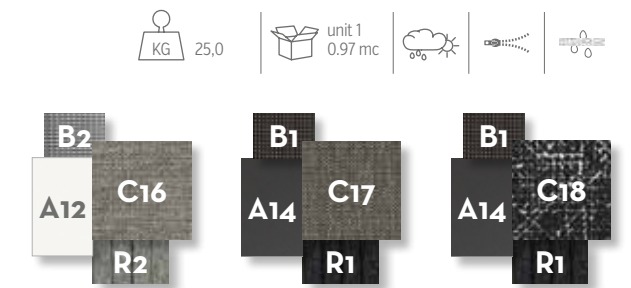
	Width	Depth	Height	H. armrest	H. seat	H. cushion
cm	210	100	73	57	40	19
inch	82.7	39.4	28.7	22.4	15.7	7.5



LIVING ARMCHAIR LUXURY / CODE: COTPLLUX



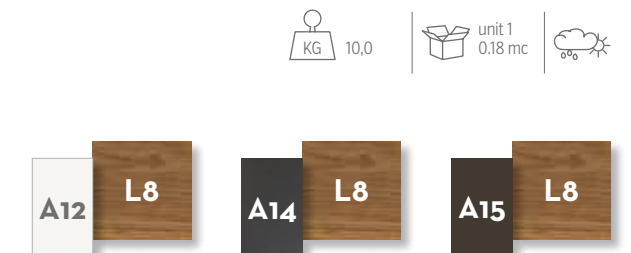
	Width	Depth	Height	H. armrest	H. seat	H. cushion
cm	100	100	73	57	40	19
inch	39.4	39.4	28.7	22.4	15.7	7.5



SIDE TABLE 60X60 / CODE: COTTL



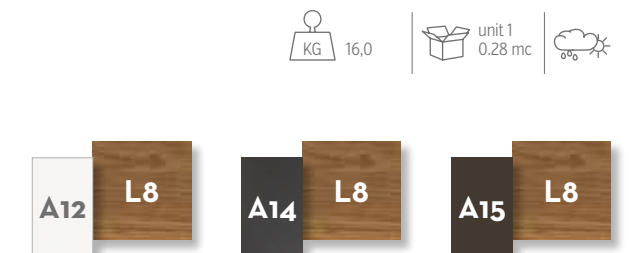
	Width	Depth	Height
cm	60	60	44
inch	23.6	23.6	17.3



COFFEE TABLE 120X60 / CODE: COTT60



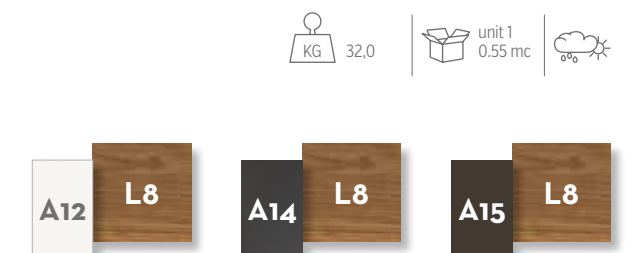
	Width	Depth	Height
cm	120	60	34
inch	47.2	23.6	13.4



COFFEE TABLE 120X120 / CODE: COTT120



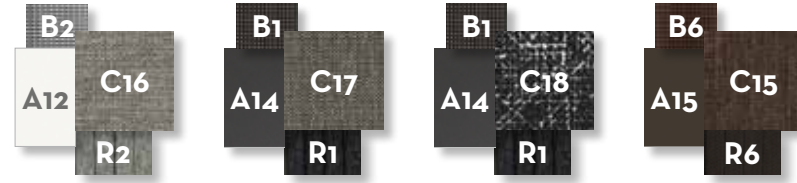
	Width	Depth	Height
cm	120	120	34
inch	47.2	47.2	13.4



SOFA / CODE: COTDIV



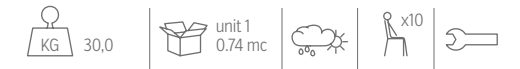
	Width	Depth	Height	H. armrest	H. seat	H. cushion
cm	150	87	89	57	46	7
inch	59.1	34.3	35.0	22.4	18.1	2.8



DINING TABLE 240x110 / CODE: COTTP



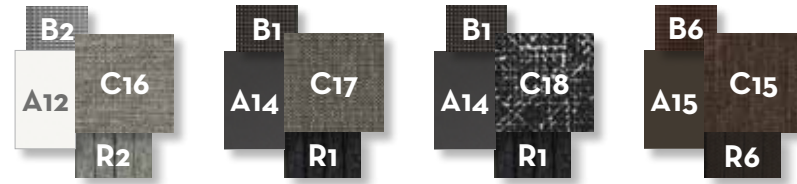
	Width	Depth	Height
cm	240	110	76
inch	94.5	43.3	29.9



LIVING ARMCHAIR / CODE: COTPL




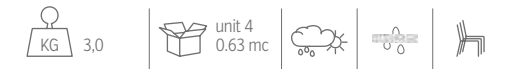
	Width	Depth	Height	H. armrest	H. seat	H. cushion
cm	76	87	89	57	46	7
inch	29.9	34.3	35.0	22.4	18.1	2.8



DINING ARMCHAIR / CODE: COTPP



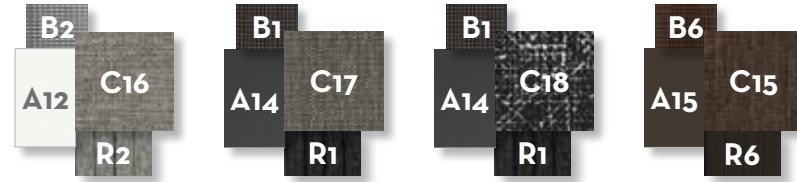
	Width	Depth	Height	H. armrest	H. seat	H. cushion
cm	60	69	84	65	46	7
inch	23.6	27.2	33.1	25.6	18.1	2.8



LOUNGE ARMCHAIR / CODE: COTPLON




	Width	Depth	Height	H. armrest	H. seat	H. cushion
cm	76	87	104	57	46	7
inch	29.9	34.3	40.9	22.4	18.1	2.8



SUNBED / CODE: COTLET



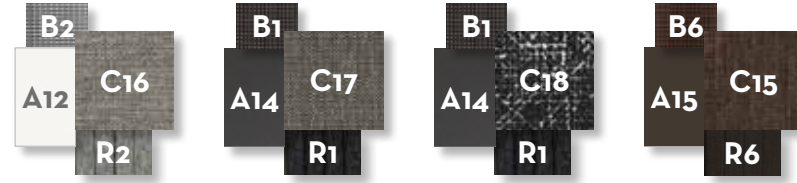
	Width	Depth	Height	H. cushion
cm	78	198	39	7
inch	30.7	78.0	15.4	2.8



POUF / CODE: COTPUF



	Width	Depth	Height	H. cushion
cm	76	76	46	7
inch	29.9	29.9	18.1	2.8



Materials

Alluminio / Aluminium



Teal green



Red



White



Dove colour



Graphite



Mokka



Ruby red



Silk grey



Beige

Alluminio semi-lucido / Semi-gloss aluminium



Graphite semi-gloss



Cobalt blue semi-gloss




Ivory semi-gloss



Ruby red semi-gloss

Inox / Stainless Steel



Inox



Mokka



Gold



White



Graphite

Materials

Alluminio: Grazie alla fusione di più leghe di alluminio che ne garantiscono solidità, maneggevolezza ed inattaccabilità alla ruggine, è un materiale di elevata qualità e permette di raggiungere i massimi risultati qualitativi ed estetici.

Inox: L'acciaio inossidabile è un materiale che, grazie alla sua alta resistenza alla corrosione e alle caratteristiche meccaniche di rilievo, risulta maggiormente duraturo e affidabile nel tempo.

Acciaio: Lega di ferro e carbonio con percentuale di carbonio inferiore al 2% trattata per resistere agli agenti atmosferici con il processo della cataforesi e verniciatura a polvere.

Manutenzione: Per mantenere a lungo il prodotto in buone condizioni, consigliamo una corretta pulizia periodica, particolarmente frequente in località caratterizzate da forte umidità e clima marino. Si raccomanda di pulire le superfici con un panno morbido utilizzando acqua o detersivi neutri. Prolungate ed ininterrotte esposizioni a intense radiazioni UV o a temperature molto rigide possono incidere sulle caratteristiche iniziali del rivestimento estetico colorato costituito da poliestere. Consigliamo di pulire e conservare in luoghi riparati i prodotti durante periodi d'inutilizzo prolungato e invernali.

Aluminum: Thanks to the fusion of several aluminum alloys that guarantee solidity, manageability and rust resistance, it is a material of high quality and allows to reach the maximum qualitative and aesthetic results.

Inox: Stainless steel is a material that, thanks to its high resistance to corrosion and to the mechanical characteristics of relief, is more durable and reliable over time.

Steel: Iron and carbon alloy with carbon percentage less than 2% treated to resist to the atmospheric agents with the cathoresis process and powder coating.

Maintenance: To keep the product in good condition for a long time, we recommend a regular cleaning period, particularly frequent in places characterized by high humidity and marine climate. We recommend cleaning the surfaces with a soft cloth using water or neutral detergents. Prolonged and uninterrupted exposures to intense UV radiation or at very low temperatures can affect the initial characteristics of the colored polyester coating. We recommend cleaning and storing products in sheltered areas during long periods of non-use and winter.

Materials

Legni / Wood



L1

Teak



L2

Accoya natural teak colour



L4

Smoke teak



L8

Accoya iroko colour



L9

Natural Teak




L10

Accoya stonewood colour



L11

Accoya palissandro colour



L14

Teak palissandro colour

Teak: Materiale di elevata qualità ideale per la realizzazione di mobili da esterno perché estremamente resistente ai cambiamenti di temperatura, all'acqua, all'umidità e alla salsedine.

Accoya è una nuova varietà di legname di eccezionale durabilità, questo legno dalle elevate prestazioni viene prodotto con materie prime sostenibili e gestite in maniera ottimale, non è tossico ed è inoltre dotato di una stabilità dimensionale e di una durabilità in grado di superare quella dei migliori legni duri tropicali.

Trattandosi di un materiale naturale si potrebbero osservare variazioni di colore o anche crepe dovute al grado di umidità ed ai bruschi cambiamenti di temperatura. Qualora non ricevesse alcun trattamento di manutenzione, mediante l'applicazione periodica di comuni e specifici protettivi a base olio, la superficie potrebbe prendere una patina grigio argento che potrà essere eliminata con una leggera carteggiatura superficiale e successiva lucidatura con panno di iuta. Piccole macchie superficiali dovute ad olio o altri prodotti alimentari dovranno essere rimosse tempestivamente, prima che il legno possa assorbirle in profondità, carteggiando la superficie interessata e lucidandola successivamente con un panno di iuta.

Teak: High quality material suitable for outdoor furniture because it is extremely resistant to changes in temperature, water, humidity and saltiness.

Accoya is a new variety of wood characterized by an exceptional durability. This wood shows very good performances and is produced with sustainable raw material, managed in an optimal way. It is not toxic and it has got a dimensional stability. Its durability is much higher than the one of the best hard tropical wood.

Being a natural material, colour variations or even cracks due to the degree of humidity and sudden changes in temperature may be observed. If no maintenance treatment is received, through the periodic application of common and specific protective oil-based, the surface may take a silver-gray patina that can be easily removed with a light surface sanding down and subsequent polishing with a jute cloth. Small superficial stains due to oil or other food products must be removed promptly, before the wood can absorb them in depth, sanding down the affected surface and then polishing it with a jute cloth.

Materials

Corde sintetiche / Synthetic ropes



R1

Dark grey



R2

Light grey



R6

Mokka



R8

Dark grey



R9

Beige



R10

Dark grey



R21

Red



R22

Sand



R23

Teal green



R26

Snowy



R27

Blue



R29

Dove



R35

Green

Doppia treccia costruita con anima in nylon e copertura in olefin multi filamento, resistente ai raggi UV.

Per la pulizia si raccomanda di utilizzare acqua e detersivi liquidi non abrasivi con PH neutro ed incolore.

The double braid made with nylon core and multi-filament olefin cover is resistant to UV rays.

It is recommended to clean with water and non-abrasive liquid detergents, use only products with neutral PH and colourless.

Materials

Corde sintetiche imbottite / Synthetic padded ropes



Nut



Ardesia

Doppia treccia costruita con anima in nylon e copertura in olefin multi filamento, resistente ai raggi UV.


Per la pulizia si raccomanda di utilizzare acqua e detersivi liquidi non abrasivi con PH neutro ed incolori.

The double braid made with nylon core and multi-filament olefin cover is resistant to UV rays.


It is recommended to clean with water and non-abrasive liquid detergents, use only products with neutral PH and colourless.

Materials


Cinghie elastiche / Elastic belt



Dark grey




Light grey



Ecrú soft touch



Soft touch dark grey



Ecrú



Mokka



Gold-black

Cinghie imbottite / Synthetic padded belt



Dove



Dark grey

Doppia treccia costruita con anima in gomma e copertura in olefin multi filamento, resistente ai raggi UV.

Si consiglia di evitare il contatto prolungato con sostanze grasse e/o coloranti che potrebbero venir assorbite dal materiale di rivestimento e dare luogo, di conseguenza, a macchie permanenti e rischiare di deteriorare la struttura del filato. Si consiglia di evitare l'utilizzo di solventi. Utilizzare acqua e detersivi liquidi non abrasivi con PH neutro ed incolori.

The double braid made with rubber core and multi-filament olefin cover is resistant to UV rays.

We recommend to avoid prolonged contact with greasy substances and / or dyes which could be absorbed by the covering material used and consequently cause permanent stains and risk to deteriorate the structure of the yarn. It is advisable to avoid the use of solvents. Use water and non-abrasive liquid detergents with neutral PH and colourless.

Materials

Pietra / Stone



Travertino Silver



Travertino Titanio

Una delle pietre più pregiate e maggiormente impiegate in outdoor è sicuramente il marmo.

Il marmo, grazie alla sua particolare composizione e natura, è una pietra poco porosa e poco assorbente, durezza e resistenza, fanno del marmo una tra le pietre più pregiate e durevoli nel tempo.

La formazione del marmo avviene mediante un processo metamorfico di cristallizzazione: il carbonato di calcio, venendo in contatto con le rocce sedimentarie, dà vita ad un insieme di cristalli di calcite e minerali vari, i quali ne determinano il colorito.

Per mantenere la lucentezza del marmo e del granito è necessario detergere giornalmente le superfici: è sufficiente diluire il sapone neutro in acqua tiepida.

Le superfici dovranno essere strofinate per mezzo di una spugna o un panno morbido. Sarà sufficiente risciacquare con un panno umido, prestando attenzione a non lasciare i fastidiosi aloni di detergente.

Marble is certainly one of the most precious and used stones for the outdoor.

Marble, thanks to its particular composition and nature, is a little porous and not absorbing stone, hardness and resistance, making marble one of the most precious and durable stones in time.

The marble formation takes place by means of a metamorphic crystallization process: calcium carbonate, coming into contact with the sedimentary rocks, gives rise to a set of crystals of calcite and various minerals, which determine the complexion.

To maintain the shine of marble and granite it is necessary to clean the surfaces daily: it is sufficient to dilute the neutral soap in warm water.

The surfaces must be rubbed with a sponge or a soft cloth. It will be sufficient to rinse with a damp cloth, being careful not to leave detergent stains

Materials


Gres / Stoneware



Elegant black



Capraia



Calacatta



Beige



Ceppo di gré



Sand limestone



Grey moon

Il gres, grazie alle sue eccellenti proprietà fisiche e meccaniche, risulta essere ideale per uso esterno, essendo inattaccabile dagli agenti atmosferici e inalterabile ai raggi UV. Grazie all'utilizzo di materiali puri compattati tra loro ad alte temperature, senza l'aggiunta di resine sintetiche, il gres risulta molto resistente agli urti e alla flessione.

Per la pulizia dei piani in gres si consiglia l'utilizzo di un panno inumidito con acqua e detergente neutro da risciacquare ed asciugare con un panno asciutto. Nella fase di lavaggio porre particolare attenzione al fine di evitare l'accumulo di sporco o calcare.

The stoneware, thanks to its excellent physical and flexural strength, turns out to be ideal for outdoor use, being unaffected by atmospheric agents and unalterable to UV rays. Composed of pure ingredients compacted at high temperatures, without the addition of synthetic resin.

For the cleaning of stoneware tops it is advisable to use a damp cloth with water and a neutral detergent to be rinsed and dried with a dry cloth. During the washing phase, pay particular attention to avoid the accumulation of dirt.

Materials

Gres smaltato / Glazed stoneware




Desert semi-gloss



Ocean blue semi-gloss




Sage green semi-gloss




Red semi-gloss



Sand semi-gloss



Cobalt blue semi-gloss



Graphite semi-gloss

Il gres, grazie alle sue eccellenti proprietà fisiche e meccaniche, risulta essere ideale per uso esterno, essendo inattaccabile dagli agenti atmosferici e inalterabile ai raggi UV. Il gres smaltato è ottenuto mediante la smaltatura manualmente di elementi in gres porcellanato.

Le variazioni di colore e di aspetto tra una superficie e l'altra sono imprevedibili e rappresentano il valore aggiunto e la peculiarità di una lavorazione interamente artigianale.

Per la pulizia dei piani in gres si consiglia l'utilizzo di un panno inumidito con acqua e detergente neutro da risciacquare ed asciugare con un panno asciutto. Nella fase di lavaggio porre particolare attenzione al fine di evitare l'accumulo di sporco o calcare.

Stoneware, thanks to its excellent physical and mechanical properties, is ideal for outdoor use, as it is resistant to weather conditions and unaffected by UV rays. Glazed stoneware is produced by manually glazing porcelain stoneware elements.

The variations in color and appearance between different surfaces are unpredictable and represent the added value and uniqueness of a completely handcrafted process.

For the cleaning of stoneware tops it is advisable to use a damp cloth with water and a neutral detergent to be rinsed and dried with a dry cloth. During the washing phase, pay particular attention to avoid the accumulation of dirt.

Materials

Pietra lavica / Lava stone



Beige



Dark green



Dark grey



Vulcan grey



Prussian blue



Passion red



Corallo



Fog green

Lava è un materiale robusto, consistente e di facile manutenzione realizzato smaltando artigianalmente lastre in pietra lavica o in gres. È un processo che unisce tecnologia e tradizione artigianale in cui vengono sapientemente bilanciati tempo e temperatura, donando inaspettate particolarità alla superficie. I colori, trasparenti e luminosi, applicati con processi manuali, permettono di cogliere, fra le loro sfumature, la porosità e le imperfezioni della pietra. Le lievi variazioni di spessore e tonalità di colore sono quindi valori di prestigio che rendono ogni prodotto unico.

La cottura ad alte temperature ed il vetro, completamente riciclato tramite un esclusivo processo di frantumazione e macinazione, migliora la superficie nelle sue caratteristiche tecniche, capace di rispondere a tutte le esigenze del vivere l'esterno.

Lava is a robust, consistent and easy-to-maintain material made by hand-glazing lava stone or stoneware slabs. It is a process that combines technology and traditional craftsmanship in which time and temperature are wisely balanced, giving unexpected peculiarities to the surface. The colors, transparent and bright, applied with manual processes, allow to capture, among their shades, the porosity and imperfections of the stone. The slight variations in thickness and color shades are therefore prestige values that make each product unique.

The firing at high temperatures and the glass, completely recycled through an exclusive crushing and grinding process, improves the surface in its technical characteristics, able to meet all the needs of outdoor living.

Materials

Cemento / Concrete



Beige cement



Grey cement

Il cemento è un materiale naturale e, in quanto tale, durante il suo processo produttivo possono verificarsi leggere sfumature e variazioni delle tonalità dell'impasto cementizio, che caratteristica portante del materiale e della tecnologia.

Le fibre sono una componente dell'impasto cementizio e conferiscono al cemento Ductal la sua estrema resistenza e flessibilità. Se la finitura scelta è molto levigata, le fibre possono intravedersi sulla superficie e devono essere accettate come caratteristica intrinseca alla finitura.

I piani in cemento, specialmente di grandi dimensioni, non sono perfettamente planari a causa della natura stessa del materiale e della sua lavorazione artigianale.

Micro cavillature da ritiro, devono essere accettate come fenomeno naturale della lavorazione del materiale.

Piccoli fori e bolle possono apparire sulla superficie dei prodotti in cemento. Essi sono una naturale conseguenza del processo produttivo e parte integrante delle caratteristiche del materiale. Il loro aspetto e la loro quantità varia da finitura a finitura. I fori inferiori a 4 mm di diametro vengono lasciati tali, mentre di norma vengono stuccati quando superano il diametro di 5 mm.

Il cemento è un materiale poroso che tende ad assorbire i liquidi che entrano in contatto con la sua superficie, per questo va protetto con dei prodotti appositi; antidegrado ed antimacchia. È importante quindi evitare il ristagno dei liquidi sui piani e specialmente il contatto prolungato tra cemento e oggetti bagnati quali vasi, bottiglie, bicchieri o teli di plastica: una non corretta evaporazione dei liquidi può causare infatti macchie difficilmente removibili dai manufatti.

Eseguire una pulizia superficiale con l'utilizzo di una soluzione di acqua e detergente neutro con basso contenuto di cera (es. prodotti per pavimenti in marmo). Per macchie insistenti, è possibile utilizzare soluzioni che contengono ammoniaca/candeggina diluita al 10%, cioè 1 parte di candeggina su 10 parti di acqua.

Cement is a natural material and due to its nature it may present slight nuances and variations in its combination, which is a key characteristic of the material and production technology.

Fibres are a component of the cement mix and give the Ductal cement its extreme strength and flexibility.

If the chosen finish is highly polished, fibres may be visible on the surface and must be accepted as an intrinsic feature of the finish.

Cement top and flat surfaces, especially the large ones, are not perfectly flat due to the nature of the material and its craftsmanship.

Micro shrinkage cracks must be accepted as a natural phenomenon of the material's workmanship.

Small holes and bubbles may appear on the surface of cement products. They are a natural consequence of the production process and an integral part of the material's characteristics.

Their appearance and quantity varies from finish to finish.

Holes smaller than 4 mm in diameter are left as they are, while they are normally grouted when they exceed 5 mm in diameter.

Cement is a porous material that tends to absorb liquids which get in contact with its surface, which is why it must be protected with special products such as anti wear sealant and Anti stain sealant. It is therefore important to avoid the stagnation of liquids on the surfaces and especially the prolonged contact between cement and wet objects such as vases, bottles, glasses or plastic sheets: incorrect evaporation of liquids can cause stains that are difficult to remove.

Clean the surface with water and neutral detergent with a low content of wax (for ex. marble flooring products). Stubborn stains can be cleaned by using a solution containing 10% diluted ammonia/bleach, which is 1 part bleach for 10 parts water.

Materials

Vitter



Light metal



Dark grey



Corten

Il Vitter è un durevole laminato compatto di ultima generazione, senza formaldeide che ha come caratteristica esclusiva quella di essere tutto colore, interno ed esterno.

Caratteristiche principali:

- interamente impermeabile
- ignifugo ed autoestinguente (classe B-s2, d0)
- altissima resistenza agli urti e ai graffi
- resiste all'uso di detergenti chimici aggressivi
- adatto al contatto diretto con gli alimenti
- non trattiene odori e sapori
- antibatterico, per rispondere ai più severi requisiti igienici.

In caso di sporco ostinato o incuria rimuovete prima con un panno morbido e umido eventuali depositi di materiale secco, senza sfregare per non rigare la superficie.

Utilizzate poi una spugna morbida non abrasiva e un detergente domestico, lavate la superficie con il detergente e risciacquate con acqua tiepida, quindi asciugate bene.

Vitter is the latest generation compact laminate formaldehyde-free characterized by a durable surface, with the unique feature of being full colour, inside and outside.

Main features:

- it is completely waterproof
- it is flame-retardant and self-extinguishing (class B-s2, d0)
- it has a very high resistance to impacts and scratches
- it is resistant to the use of aggressive chemical detergents
- it is suitable for direct contact with food
- it does not retain odours or flavours
- it is antibacterial, to meet the most stringent hygiene requirements.

In case of stubborn dirt or lack of care, we recommend to first remove any dry deposits with a soft and damp cloth, without rubbing to avoid scratching the surface.

Then use a soft, non-abrasive sponge and a household detergent, wash the surface with the detergent and rinse with warm water, at the end dry thoroughly.

Materials

Rivestimento in tessuto intrecciato / Fabric woven cover



Woven light grey



Woven dark grey



Woven dove



Woven beige



Woven tartan blue

Filo di polipropilene mano lino che viene lavorato mediante ritorcitura, così da ottenere il filato tubolare caratteristico di questo tessuto.

Filato riciclabile al 100%, resistente a funghi e batteri. Pulizia ordinaria con lavaggio a 30°.

Polypropylene thread hand flax that is worked by twisting, to obtain the tubular yarn characteristic of this fabric.

100% recyclable yarn, resistant to mould and bacteria. Ordinary cleaning with washing at 40°C.




100% fabric pl FR, flammability class 1



Twill black



Twill yellow



Black abstract



Twill beige



Twill red



Ocean pattern



City life pattern



Twill rust

Materials



100% polyolefinic fabric FR, flammability class 1



Plain taupe



Mambo red



Dark brown



Light grey



Dark grey



Mambo taupe



Mélange dove



Black



Plain white



Mambo sand



Plain beige



Mambo white-cool grey




Plain bordeaux



Plain mud



White-mud



Aquamarine



Silver



Plain grey



Plain ochre



Plain beige

Materials



100% polyolefinic fabric FR, flammability class 1



White-Beige



Mèlange snowy



Plain white



Ocean blue



Beige



Mambo line pattern



Plum

Materials



100% pp fabric



Pineapple



Outcross olive



White



Outmap sand



Rose



Light grey mèlange



Mèlange beige



Geometric pattern



Diamond mesh pattern



Geometric diamond pattern



Blue



Blue square



Arabesque green



Outmap turquoise



Alga



Red barré



Green barré



Beige barré



Grey barré



Outmap plum

Materials



100% pp fabric



Outmap grey



Dark green



White



Quarzo



Velvet



Blue




Carbon grey



Grey-ash



Grey mélange



White-beige



Camoscio



Green



Stripe green



White



Slate grey



Salt and pepper



Outmap blue



Natural grey



Natural beige



Natural green

Materials



100% pp fabric



Ivory



Forest



Stripe chamois



Stripe rust



Cordonetto beige



Canapa



Gardenia



Rust



Desert



Canapa light



Charcoal



Wide stripe blue



Stone



Tie stripe



Tie taupe

Materials



100% PET recycled, flammability class 1



C138

Iris deep ocean



C139

Iris sea green



C140

Iris steel blu



C151

Iris sand



C152

Iris white

Materials



87% polyolefinic + 13 % acrylic



C141

Peach white



C142

Peach beige




93% pp recycled + 7% pl, fire retardant, water repellent



C109

Old white



C111

Castle white



C112

Plum blue



C113

Cobalt blue



C148

Taupe



Fabric 17% fr polyolefinic + 83% fr polyester



C143

Leaf beige



C144

Leaf zen



C181

Reggae ivory



C149

Gray



C150

Green pine

Materials



Fabric 47 % fr polyolefinic + 53% fr polyester



C97

Inkas bronze



C106

Inkas ivory




C169

Asphalt

Materials



Fabric 58% fr polyolefinic + 42 % fr polyester



C10

Archi white-brown



C71

Natural ivory



C77

Natural taupe



C80

Natural white-taupe



Fabric 28 % fr polyolefinic + 72% fr polyester



C114

Inkas pattern



Fabric 10% fr polyolefinic + 90% fr polyester



C93

Teal blue

Materials



87% polyolefinic + 8 % acrylic + 5 % polyester



Mambo pearl



Mambo white



Fabric recycled 88% pp + 12% pl, water repellent




Tie beige

Materials



100% acrylic fabric, water repellent



White



Peach



Blue ice



Dark grey



Ash



Mimosa



Ecopelle 88% pvc + 6% polyester + 6% cotton FR, flammability class 1



Light brown



Soil



Ivory



Sienna



Mud



Silver

Materials

60% textilene, 40 % polyester



Silver



Dark grey



Beige

Velvet 78% acrylic + 22% polyester



Antique green

Cura e manutenzione:

- Lavare a secco
- Utilizzabile qualsiasi solvente eccetto tricloroetilene
- Non stirare
- Non utilizzare l'asciugatrice

Care and Maintenance:

- Dry clean
- Do not iron
- Any solvent except trichlorethylene
- Do not tumble dry

Materials

Leather 100 % outdoor



Brown

La pelle è realizzata secondo le più recenti BAT (Best Available Techniques) che garantiscono un'altissima sostenibilità e si distingue per le sue elevate qualità tecniche, che lo rendono ideale per l'impiego in arredo da esterno.

Origine: Pelli fresche di origine Europea, conciate e lavorate con processi sostenibili e in rispetto dell'ambiente.

Finitura: Pieno Fiore Pigmentato

Resistenza a: acqua marina, acqua clorata, maionese, ketchup, vino rosso, caffè, muffe

Cura e Manutenzione: Passare delicatamente un panno asciutto e morbido inumidito di soluzione igienizzante sul cuoio. Lasciare asciugare all'aria a temperatura ambiente, non forzare l'asciugatura con fonti di calore.

Certificazioni Ignifugo: NFPA 260 / CAL TB-117 / IMO 210 part 8 3.1/3.2 / FAR 12

The leather is made according to the most recent BAT (Best Available Techniques) which guarantee a very high sustainability and is distinguished by its high technical qualities, which make it ideal for use in outdoor furniture.

Origin: Raw hides of European origin, tanned and processed with sustainable processes in respect of the environment

Finishing: Pigmented Full Grain

Resistance to: sea water, chlorinated water, mayonnaise, ketchup, red wine, coffee, mold.

Care and Maintenance Gently wipe a dry and soft cloth moistened with sanitizing solution on the leather. Leave to air dry at room temperature, do not force drying with heat sources.

Certifications Flammability: NFPA 260 / CAL TB-117 / IMO 210 part 8 3.1/3.2 / FAR 12

Materials

Cover



Realizzato con un accoppiato in 3 strati. I due strati esterni sono di propilene ed hanno funzione sia estetica, sia di protezione della membrana interna. La membrana interna è il tessuto tecnico che svolge la maggior parte del lavoro e che ha le proprietà di permeabilità all'aria e impermeabilità. Lavaggio: acqua e sapone, no lavaggio a macchina o a secco.

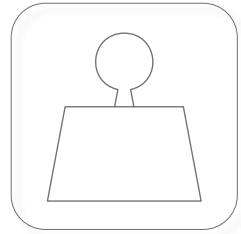
- Composizione tessuto: polipropilene
- Peso del tessuto: gr 170 circa
- Resistenza alla lacerazione (chiodo):
N(MD) 180 - norma EN12310-1
- Resistenza alla penetrazione d'acqua:
mm 1200 - norma EN 1928
- Permeabilità all'aria l/(mq-s):
norma EDANA 140.2-99
- Trasmissione del vapore acqueo: Sd value m 0,051 - norma EN 12752.
- Protezione contro i raggi UV 500/1000 ore

It is made of three coupled layers. The external ones are made of propylene whose function is not only the aesthetic one, since it also protects the internal membrane. Such membrane is the technical fabric that plays the most important role: the permeability to air and the impermeability. Washing: to wash with soap and water, do not wash in washing machine or dry cleaning.

- Composition of the fabric: propylene
- Weight of the fabric: about gr 170
- Resistance to laceration (nail):
N(MD) 180 - EN12310-1 Standard
- Resistant to water penetration:
mm 1200 - EN 1928 Standard
- Resistance to air penetration l/(mq-s):
EDANA 140.2-99 Standard
- Water vapor transmission: Sd value m 0,051 - regulation EN 12752.
- protection against UV 500/1000 hours

Materials


Legenda / Legend



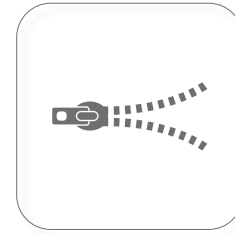
Peso netto KG
Net weight KG



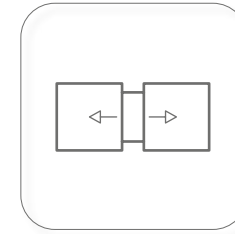
Unità per imballo
Unit for box



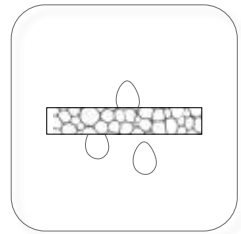
Resistente alle intemperie
Weather-resistant



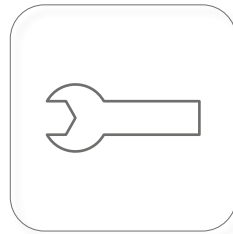
Cuscineria sfoderabile
Removable lining



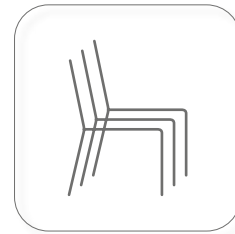
Tavolo allungabile
Extending table



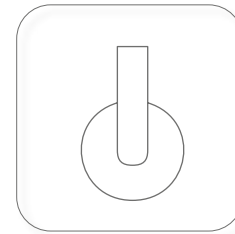
Imbottitura in dry foam
Quick dry foam padding



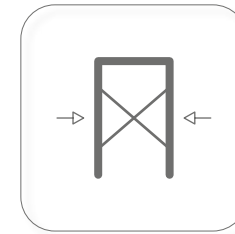
Articolo da assemblare
To assemble



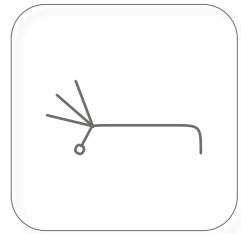
Impilabile
Stackable



Piedini con ruote
Feet with wheels



Pieghevole
Folding



Schienale reclinabile
Recliner backrest



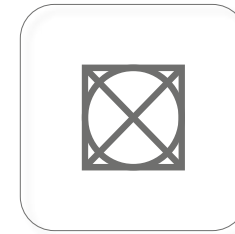
Sedute per tavolo
Table seats




Impilate a carrello
Stacked on trolley



Lavare a mano
Hand wash



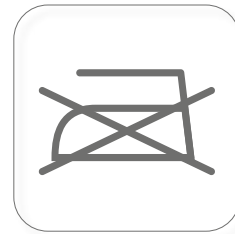
Non asciugare a tamburo
Not machine dryable




Non lavare a secco
Not dry cleanable




Massima 110°
Max 110°



Non stirare
Do not iron

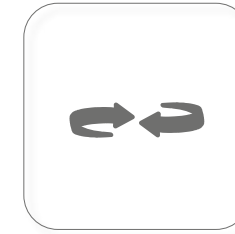


Non usare candeggina
Do not use bleach




Consentito usare candeggina
Possibility use bleach


Legenda / Legend



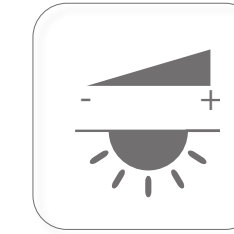
Girevole
Swivel



Provisto di illuminazione
With lighting system



Alimentazione a batteria
Battery powered



Luce dimmerabile
Dimmable light

Per ogni articolo sono indicate caratteristiche, dimensioni, peso, numero dei pezzi nell'imballo, materiali e colori.

For each item are provided features, sizes, weight, packaging, material, available colours.

CONDIZIONI GENERALI DI VENDITA

1. I colori, disegni e misure dei prodotti presenti nel catalogo sono indicativi. La Talenti Spa ha facoltà di eliminare o modificare i modelli delle proprie collezioni senza alcun preavviso.
2. I prezzi dei modelli standard sono espressi nello specifico listino prezzi fornito dall'azienda. Per quanto riguarda gli articoli su misura il preventivo verrà tempestivamente fornito dalla Talenti dietro richiesta del cliente.
3. L'acquirente è tenuto a controllare sempre la merce e ad indicare nel DDT la data di ricevimento, la persona che la riceve ed il timbro della ditta, nonché le eventuali anomalie nel materiale. Talenti Spa accetterà esclusivamente reclami presentati entro 5 (cinque) giorni dal ricevimento della merce.
4. La Talenti Spa con la consegna al vettore in nessun caso risponde dei rischi a cui la merce è sottoposta durante il trasporto. Quindi eventuali ammanchi, rotture, deterioramenti o manomissioni sono a totale carico dell'acquirente.
5. Gli ordini dovranno essere fatti per scritto utilizzando i codici, descrizioni e prezzo come da catalogo e listini prezzi relativi.
6. Per ogni controversia è competente il foro di Terni (Italia).

GENERAL CONDITIONS OF SALE

1. The colours, drawings and sizes of the products in this catalogue are approximate. Talenti Spa reserves the right to discontinue or change the models in its collections at any time without advance notice.
2. The prices of the standard models are expressed in the specific price list that Talenti Spa will provide. Concerning customized items the offer will be immediately made and provided by Talenti Spa on request of the customer.
3. The purchaser is always required to inspect the goods and indicate on the transport document the date of receipt, the person who received it and the company's stamp, as well as any anomalies found in the material. Talenti Spa will not accept any claims presented more than 5 (five) days after receipt of the goods.
4. Once Talenti Spa has delivered products to the carrier, it is no longer responsible for risks these are subject to during transport. The purchaser is thus totally responsible for any missing pieces, breakage, deterioration or tampering.
5. Orders must be in writing using the codes, descriptions and prices shown in the catalogue and price lists.
6. The Court of Terni (Italy) will be exclusively competent for any disagreements.

INFORMATIVA AI SENSI ART.13 D. Lgs. n. 196/03

"Codice in materia di protezione dei dati personali"

Il trattamento dei dati personali si svolge nel rispetto dei diritti e delle libertà fondamentali, con particolare riferimento alla riservatezza e al diritto alla protezione.

Il trattamento viene effettuato per adempiere ad obblighi amministrativo-contabili e fiscali e per l'esecuzione degli obblighi contrattuali.

I Vs. dati possono essere comunicati, oltre che a tutti gli incaricati del trattamento all'interno dell'azienda, a consulenti amministrativi, contabili e legali, ad Istituti Bancari.

Titolare del trattamento è TALENTI SPA avente sede legale in Strada Amerina km 4,5, 05022 - Amelia (Tr) - Italy
 Al Titolare del trattamento ci si potrà rivolgere per far valere i diritti previsti dall'art. 7 del D.Lgs 196/03.

NOTICE UNDER DL 196/2003, THE PRIVACY LAW

Your personal information will be handled with respect for your rights and fundamental liberties and with particular reference to confidentiality and the right of protection.

Your information will be handled to fulfil our administrative, accounting and tax obligations and to fulfil our contractual obligations. In addition to the company's employees assigned to handle your information internally, it may also be communicated to administrative, accounting and legal consultants and to banks.

The owner of the information for handling purposes is Talenti spa, which is located at Strada Amerina km 4,5, 05022 - Amelia (Tr) - Italy
 You may contact the owner to assert your rights under article 7 of DL 196/2003.

© 2024/2025 - Talenti Spa - Prima edizione
 Tutti i diritti riservati - All rights reserved

GRAPHIC DESIGN CONCEPT:
 Studio Palomba Serafini Associati
 Talenti Technical Department

GRAPHIC DESIGN EDITING:
 Talenti Technical Department

PHOTOS:
 Giordano Mocchegiani
 Giordano Mocchegiani per Rplus
 Leonardo Zen
 Roberto Sacchini

Karim Rashid by Mario Schmolka
 Ramón Esteve by Alfonso Calza

DECOR:
 Francesca Conti
 Silvia Garattoni
 Talenti Technical Department

POST PRODUCTION:
 Area 453

SELECTION:
 Studio 59

COPYWRITING:
 Talenti Spa

THANKS TO:
 Paola Paronetto
 Noleggio Cose
 Serax
 Cedit-Ceramiche d'Italia (Made in Florim)
 Salvadori
 Rina Menardi
 Kristina Dam Studio
 101 Copenhagen
 Form and Refine
 Agave Fioristi
 Sheyn

Talenti Spa
 Strada Amerina km 4,5
 05022 - Amelia (Tr) - Italy
 customerservice@talentispa.com
 www.talentispa.com